

College of Graduate Studies

CPIRA
Nov. 2023



gradcollege.tamucc.edu



COLLEGE OF GRADUATE STUDIES CAMPUS FOOTPRINT



GGG Main Office

FC Suite 151

Graduate Advising

FC 233 CLA

FC 235 COEHD

FC 236 COECS & COS

FC 238 CONHS


FC 237 Interim Assoc Dean

GROW

Library 112



INQUIRE, INNOVATE, IMPACT



The CGS Mission is to guide, cultivate, and collaborate with a diverse community of scholars and stakeholders providing expertise, oversight and resources that generate and disseminate higher education excellence in South Texas and beyond.

Our Vision is to enrich the public good through creative stewardship of graduate education.

Student Success Service Excellence

Innovation Engagement

Enrollment, Retention, Support, & Community

GRADUATE ENROLLMENT (PAIRS)

Fall Semester	Total University Enrollment (UG/G/GD)	Graduate Enrollment	% of Graduate Enrollment
2019	11,452	2129	18.6%
2020	10,820	2337	22.0%
2021	10,762	2735	25.4%
2022	10,778	2954	27.4%

STUDENT SUCCESS NEEDS STUDENT RETENTION – GRADUATE RETENTION DASHBOARD

Graduate Student Graduated Count (PAIRS)

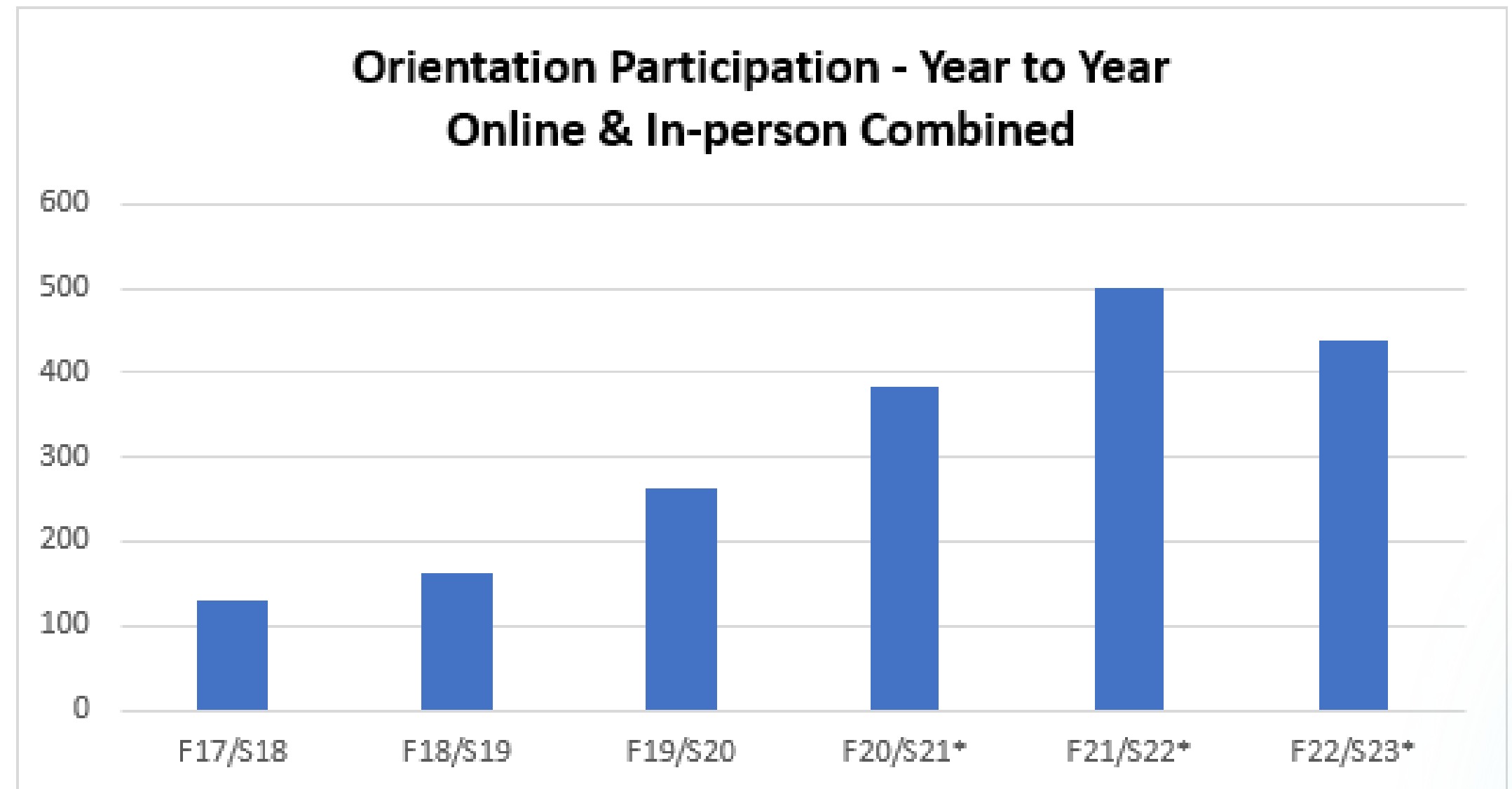
COHORT TERM	Subsequent Term																	Grand Total	BEGINING COHORT HEADCOUNT
	Fall 2017	Spring 2018	Summer 2018	Fall 2018	Spring 2019	Summer 2019	Fall 2019	Spring 2020	Summer 2020	Fall 2020	Spring 2021	Summer 2021	Fall 2021	Spring 2022	Summer 2022	Fall 2022	Spring 2023		
Fall 2017	0	0	4	15	32	19	32	54	6	11	19	6	0	0	1	0	0	199	322
Spring 2018		0	3	9	16	12	21	19	5	11	6	3	3	2	1	0			
Summer 2018			1	11	19	24	26	37	16	9	10	6	4	4	2	0			
Fall 2018				0	2	11	31	53	29	44	76	14	0	0	6	0			
Spring 2019					0	2	18	0	28	53	31	14	0	0	7	0	0	153	366
Summer 2019						0	2	19	25	35	38	23	0	0	8	0	0	150	293
Fall 2019							0	0	25	29	77	44	41	56	14	0	0	286	507
Spring 2020								0	2	34	45	43	48	22	25	0	0	219	425
Summer 2020									0	6	25	42	45	47	36	0	0	201	427
Fall 2020										0	0	38	72	109	90	0	0	309	933
Spring 2021											0	1	28	65	61	0	0	155	675
Summer 2021												0	2	20	50	0	0	72	462
Fall 2021													0	2	27	0	0	29	600
Spring 2022														1	2	0	0	3	655
Summer 2022															0	0	0	0	401
Fall 2022																0	0	0	648

COHORT TERM: Fall 2017
 SUBSEQUENT TERM: All
 GRADUATE HEADCOUNT: 199
 1ST TERM HEADCOUNT: 323
 % OF GRADUATE OF COHORT: 61.6%

Success Starts Immediately

Welcome to Graduate Orientation

- Over 400 students attended the Virtual & On-campus Orientation experiences FY 2023 (offered 2x/yr)
- With the exception of a ‘jump’ in FA 2021 (post-covid) increase, graduate orientation attendance has shown a steady increase at each event, each year
- Leaned toward virtual experiences- including orientation - to accommodate our shifting graduate student population
- Build a student support team, no “hand-off”



ADVISING THROUGHOUT THE EDUCATIONAL LIFECYCLE

transformational and transactional support
unique advising structure/bi-monthly trainings / cross-training
high-touch practices / data collection
clear, consistent practices – data-informed



Communication Outreach:
Orientation Meet & Greet
Welcome
Welcome Follow-Up
Island Resources
Daily Advising



Connect at least 1/x per
semester with each
student

Admitted, not-enrolled
outreach (8/18 @ %65)


1:1 SP/EW Consultations



Degree plan audits and
check ins

Recognition of Milestones

Consistent communication
on preparing for 'next steps'
including applying for
graduation



Clear students for degree
awarding and certificates

Assist students during
every graduation, in
student room, with regalia –
each advisor and audit and
compliance coordinator

Policies, Procedures, and Practice Alignment



Master's & Doctoral
Student Handbook



Program Handbooks



Graduate Catalog
Degree Plans



New Program and
Certificate Dev
Program Reviews
External Evaluations
Graduate Council
Chair & GFR Faculty
Workshops
Faculty Resources

FY 2023 ASSISTANTSHIPS & SCHOLARSHIPS

Provided \$ 235,570 in scholarship awards for
FY 23

- \$179,000 awarded for FA & SP scholarships to 198 students
- \$56,570 awarded for SU scholarships

Funded 41 Graduate Assistant positions in FA/SP;
44 positions in summer

Reviewed University-funded and Grant-funded
Graduate Assistantship positions

Processed 195 in-state tuition eligibility waivers

Scholar Achievement *in* Graduate Education (SAGE) Fellowships



SAGE Orientation and Meet & Greet

Fellowships offered by 7 terminal degree programs:
MFA, GSCS, MARB, CMSS, EDLD, C&I, CNEP

31 competitive three-year fellowships have been awarded since Fall 2020

FY 21 Funded tuition/stipends for 17 SAGE Fellows

FY 22 Funded tuition/stipends for 26 SAGE Fellows

FY 23 Funded tuition/stipends for 31 SAGE Fellows

CGS is involved in each step of the process including –

- College Process & Funding Support
- Monitoring
- Auditing
- Exit Interviews

OUR FIRST SAGE FELLOW COMPLETED HER PROGRAM!

WAY TO GO, MFA!



BELONGING TO A COMMUNITY

GROW

Graduate Resource and Opportunity Workspace



EXCLUSIVE GRADUATE SPACE

Copy Machine
Dual-Monitor Computers
Group Study Space
Computer Lab
Meeting Tables
Coffee & Snacks



PROFESSIONAL DEVELOPMENT

Writing Workshops
D&T Formatting
Academic/Informational
Presentations
Friends of GROW



SOCIAL EVENTS

Welcome Week
Finals Frenzy
Homecoming
And More
GROW is staffed by GAs
with staff support

GROW

Graduate Resource and Opportunity Workspace

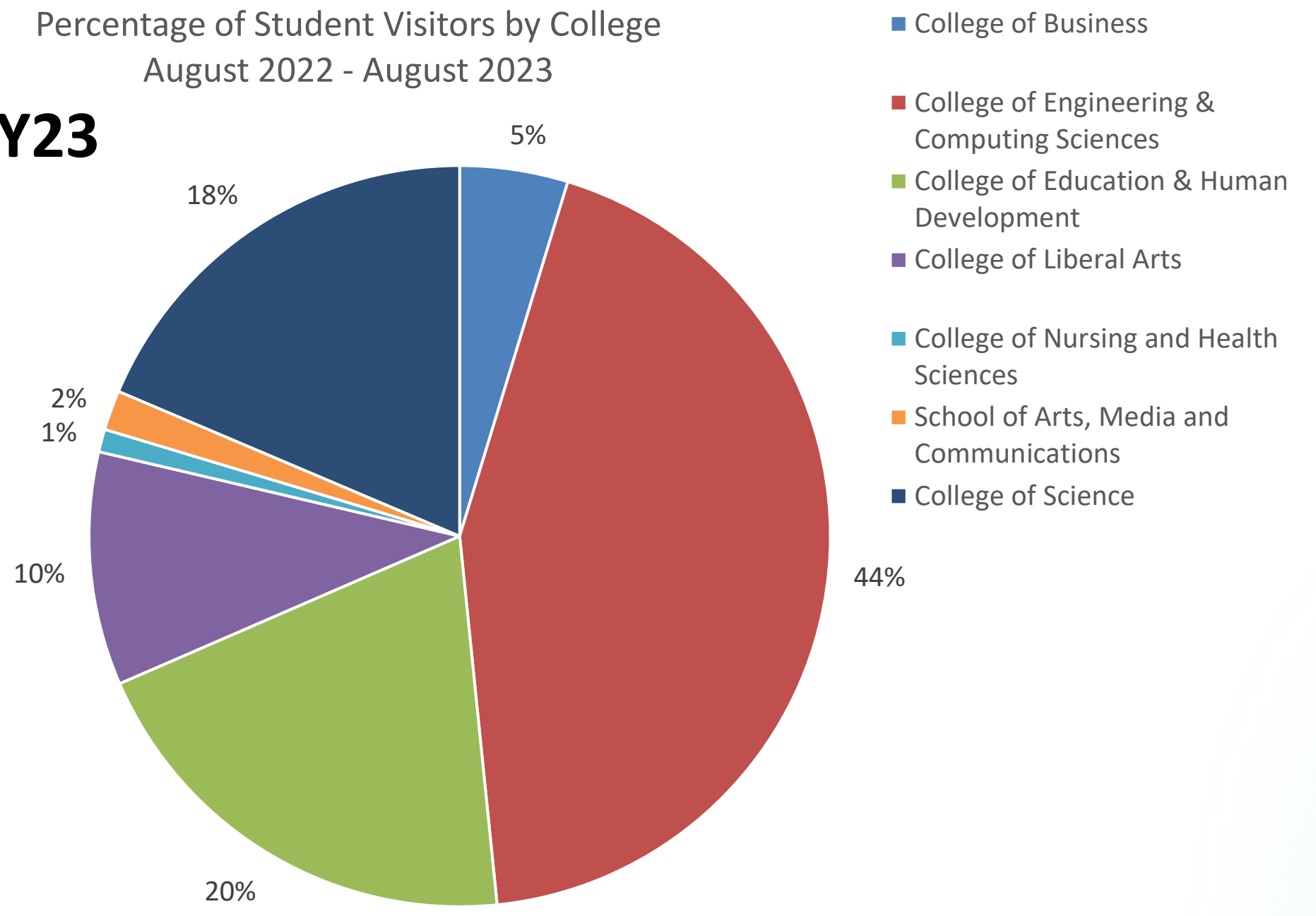
GROW Visits 54% Increase from FY22 to FY23

August 2021 – July 2022 2948 visits

August 2022 – July 2023 4526 visits

August 2023 – November 2023 **2555** Visits!

Percentage of Student Visitors by College
August 2022 - August 2023



UPCOMING EVENTS

August 2023

Jump to Month ◀ ▶

Search events

Other Campus Calendars ▼

SUNDAY	MONDAY	TUESDAY	WEDNESDAY	THURSDAY	FRIDAY	SATURDAY
<u>30</u>	<u>31</u>	<u>1</u>	<u>2</u>	<u>3</u>	<u>4</u>	<u>5</u>
<u>6</u>	<u>7</u>	<u>8</u>	<u>9</u>	<u>10</u>	<u>11</u>	<u>12</u>
<u>13</u>	<u>14</u>	<u>15</u>	<u>16</u>	<u>17</u>	<u>18</u>	<u>19</u>
<u>20</u>	<u>21</u>	<u>22</u>	<u>23</u>	<u>24</u>	<u>25</u>	<u>26</u>
	4:30pm Master's Student Panel (Online)	12:00pm Blackboard New User Tutorial Session (Online)	12:00pm Strategies for Writing Successfully in Grad School Graduate Writing Workshop (Online)	12:00pm Library Services for Graduate Students (Online)	10:00am - 3:00pm GROW Stop-In (in-Person)	
	4:30pm Doctoral Student Panel (Online)	4:30pm New Graduate Student Orientation (In-Person)	3:00pm - 5:00pm New Student Social (In-Person)	4:00pm Funding your Graduate Education (Online)		
	5:30pm New Graduate Student Orientation (Online)		7:00pm Strategies for Writing Successfully in Grad School Graduate Writing Workshop (Online)	5:00pm Blackboard New User Tutorial Session (Online)		

August 2023

S	M	T	W	T	F	S
30	31	1	2	3	4	5
6	7	8	9	10	11	12
13	14	15	16	17	18	19
20	21	22	23	24	25	26
27	28	29	30	31	1	2

Subscribe

Filter Events

- Online events 
- Students Only
- Workshop

Student Outreach & Assistance

1:1 meetings, small group meetings, GROW, emails, newsletters, and social media

CGS provides specific support for critical areas-

- 23 workshops (August 2022 – July 2023)
- Presented in-person, online, and recorded
- 11 seminars on D&T
- 12 workshops (FA 2023 – in progress)
- 7 seminars D&T (FA 2023 – in progress)

Dissertation and Thesis Formatting Consultations

- Fall 2022 21% of students received consults
- Spring 2023 55%
- Summer 2023 62%
- Fall 2023 54% (in progress)

81% Dissertation Consultations

Class Presentations (per faculty request)



Networking & Professional Development

- CIRTL Associate, Professional, and Scholar Certificates -14 GAs earned Associate Level Certificate in SP 2023
- TAMUS Pathways Student Research Symposium – 46 student presenters



Networking & Professional Development

- Phi Kappa Phi Chapter 328 – the nation’s oldest, largest and most selective honor society for all academic disciplines; TAMUCC Chapter established May 1, 2014; Currently have 737 members; awarded Gold Status
- 3MT (3 Minute Thesis) Competition
 - 15 competitors
 - 144 attendees from Texas, California, Connecticut, Colorado, New York, Virginia, and various areas in India



Time of Opportunity, Possibility, & Synergy

Inquire, Innovate, Impact

Creative partnerships

Knowledge convergence

Interdisciplinary expertise

Changing student demographic

Broadening our lens to take a
fresh look our future and Islander
impact on our local and global
community

