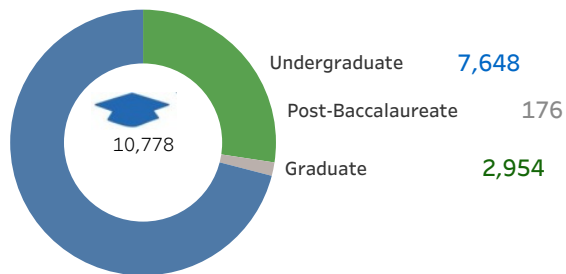
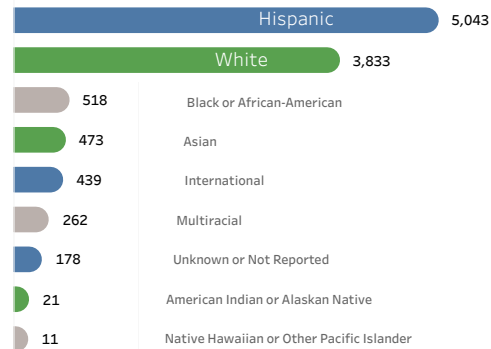


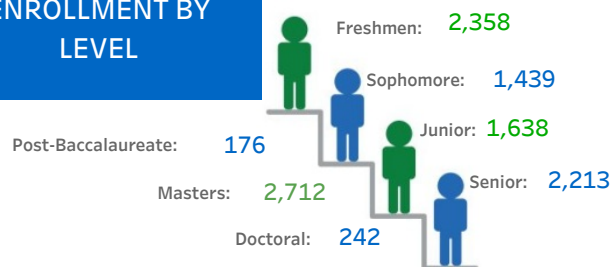
ENROLLMENT




ENROLLMENT BY RACE/ETHNICITY



ENROLLMENT BY LEVEL



ENROLLMENT BY GENDER

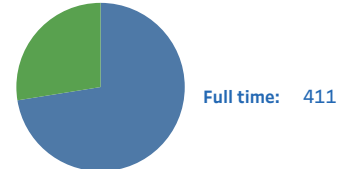


ENROLLMENT FROM

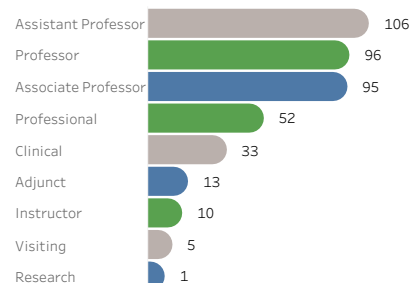


FACULTY

Part time: 156



Full-time Faculty By Rank:



RETENTION AND GRADUATION RATES


1st Year Retention Rate Fall 2021	4th-Year Graduation Rate Fall 2015	6th-Year Graduation Rate Fall 2015
PSA 32%	PSA 8%	PSA 16%
Non-PSA 68%	Non-PSA 19%	Non-PSA 38%

DEGREES AWARDED

2021-22



STUDENT TO FACULTY RATIO



SPACE USAGE EFFICIENCY

Classroom: 84 Lab: 75

ADMINISTRATIVE COST RATIO

7.9