

South Texas Housing Markets: Everything, Everywhere ...

Economic Pulse, 2023 Issue 9

South Texas Economic Development Center

Takeaways:

- The pandemic has widened a decadelong gap between housing demand and supply across the U.S.
- Aggressive interest rate hikes by the Fed have ended a pandemic-led housing boom, but the market outlook for Texas coastal communities is positive.
- This is an excerpt of a presentation at a conference hosted by the Corpus Christi Association of Realtors on April 20.

A lot has been happening in the U.S. housing market lately. It almost seems no exaggeration to describe the environment with the title of this year's Oscar-winning movie "Everything,

Everywhere, All at Once.”

Most of you are real estate agents. So, instead of current developments in your local markets that you are familiar with, I will focus my talk on drivers behind historical trends across South Texas and what I think may come next.

Real Estate, Real Prices

Over the long term, the prices of real estate in a region reflect regional growth relative to market supply. The median price of land on the Gulf Coast has historically risen faster than that in the rest of Texas and the nation, driven largely by the region’s rapid population growth.

During the past 50 years, the Houston metro area’s population grew 2.7% annually on average, which was more than double the national average of 1.2%.

Land price appreciation across South Texas was also behind that in Northeast and Central Texas, which have formed the Texas Triangle along with Houston as the state’s economic engine.

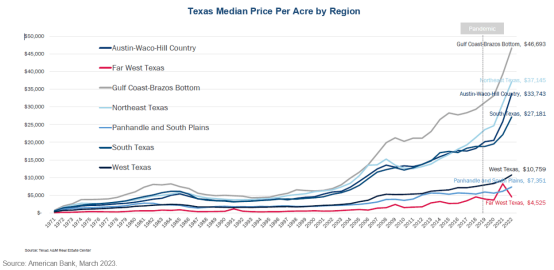

Source: American Bank, March 2023.

The period beginning with the initial COVID-19 outbreaks in early 2020 appears to be an outlier. Land prices shot up across all regions, and more so in the urban Southeastern and Central Texas than the mostly rural Western regions.

Homeowners, developers, and community leaders alike should understand the drivers behind those newly developed patterns across Texas.

Regional Growth Drives Housing Demand

A key driver of housing demand in a region is job creation. After the nationwide housing bubble ended with the 2007-2009 recession, the so-called shale oil revolution began with exponential growth in oil and natural gas production. Developments in the Eagle Ford Shale region spurred record employment and income growth in South Texas, especially Corpus Christi and Victoria.

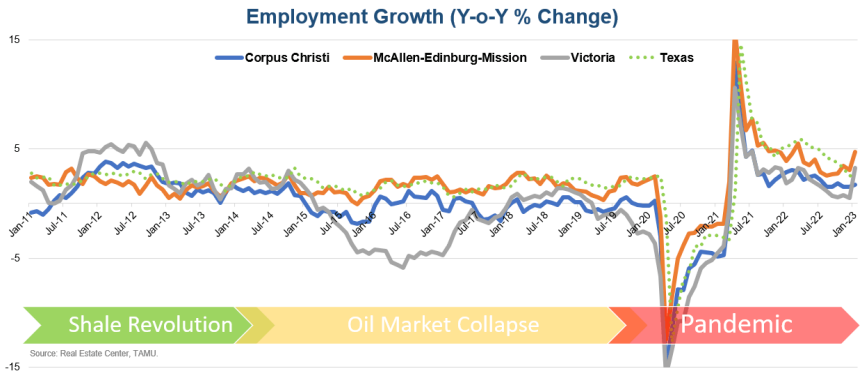

Those metro areas' exposure to oil and gas production is also clear in years after the oil market collapse in early 2015. Victoria shredded as much as 7% of its jobs within a year.

During the post-COVID recovery period, employment growth of the two metro areas still lagged behind the rest of the state as oil production was slow to recover.

The McAllen-Edinburg-Mission metro area in the Rio Grande Valley, on the other hand, followed closely the statewide trend, even before the pandemic.

Housing Shortages Since the Last Boom

Following the collapse of the housing bubble in 2007-2009 along with a global financial crisis, bank lending particularly for home loans tightened. Developers also responded to the end of the housing boom by slowing down new home

construction.

A recent report by the National Association of Realtors estimated that the nation is currently experiencing a shortfall of around 5.5 million housing units as a result of a lack of construction and rising demand in part due to declining mortgage interest rates.

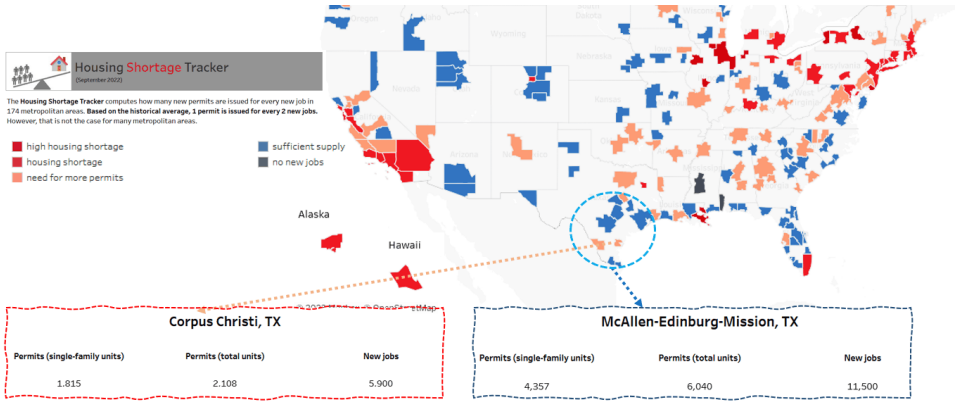

According to the Association's Housing Shortage Tracker, Corpus Christi has created about 5,900 new jobs per year, while the area has issued 2,108 permits per year. Based on the historical average that one house should be built for every two new jobs to keep up with the increased housing demand, Corpus Christi has been building less than half of the amount needed to balance the market.

Other than relatively rapid population growth, housing shortages have been exacerbated by such local-specific factors as limited land availability, and a lack of affordable housing options.

New home construction in the McAllen metro area, on the contrary, was deemed sufficient for the pace of local employment growth.

Pandemic-Led Price Appreciation

Housing inventory levels in South Texas and much of the United States had dipped to their historic lows by the summer of 2022. During the first two years of the COVID-19 pandemic, construction projects were delayed due to disruptions in the material supply chains and labor shortages.

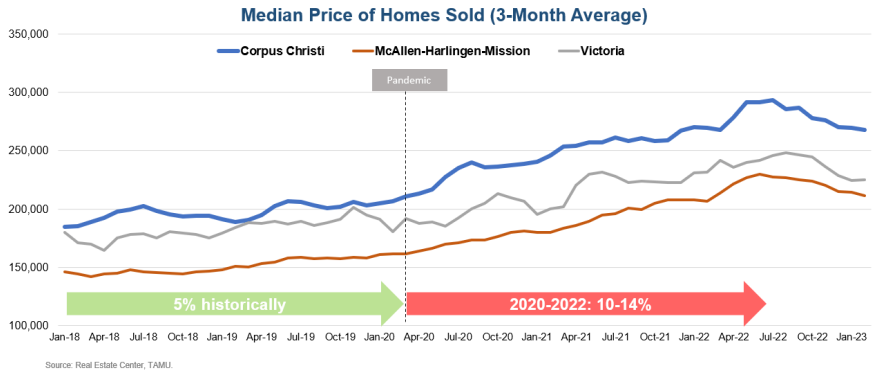

While new home construction was limited, COVID-19 outbreaks spurred housing demand, especially in suburbs and smaller cities during the early months of the pandemic. Even when businesses reopened after the mandatory lockdown and stay-at-home orders were lifted, the option to work from home has stayed on for many workers.

Remote work and social distancing measures have boosted the demand for larger homes with more space for a home office and outdoor amenities. During the first two years of the pandemic, housing inventory levels were also limited by eviction moratoriums, which made it illegal for landlords to remove non-paying tenants and put their housing properties on the market.

Historically, the median home price rose about 5% per year among the South Texas metro areas. Since the pandemic began in early 2020, the pace of price appreciation more than doubled between 10% and 14% before slowing down by the end of 2022.

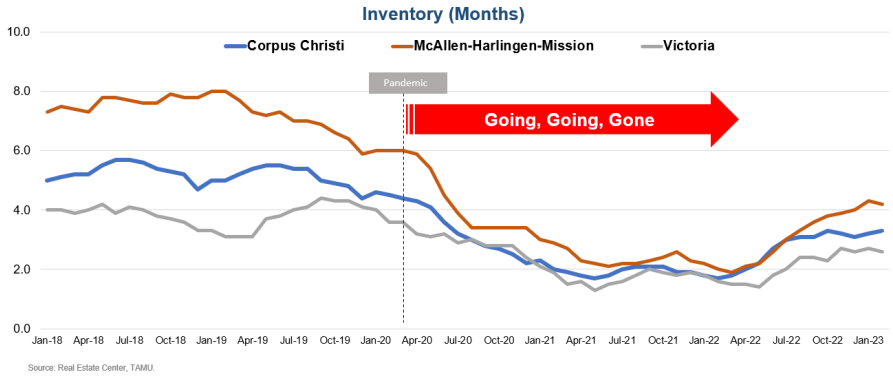

Rapid home price appreciation in South Texas and elsewhere since the early months of the pandemic was an outcome of rising housing demand while the supply of newly constructed homes was limited. The average amount of housing inventory on the market has reached its historic low of about two months by 2022.

Since their peaks last summer, home supply has caught up, mostly due to a surge in existing homes instead of newly built homes.

Interest Rate Cycle



FRED Graph

One driving force for the white-hot U.S. housing market was the steadily declining trend of mortgage rates following the end of the global financial crisis in 2008. Mortgage rates, typically for 15- or 30-year loans, are long-term interest rates that have closely tracked movements in the short-term interest rate set by the Federal Reserve.

Following the 2007-2009 recession, the Fed set its target for the Federal Funds rate, the interest rate at which commercial banks borrow and lend their extra reserves to each other overnight, to zero until 2015.

Falling interest rates before last year followed a decades-long downtrend in inflation. Surging inflation post-pandemic has prompted the Fed to act aggressively with a Fed rate hike during each regular policymaking meeting since the beginning of 2022.

FRED Graph

By the end of March, the Fed funds rate target range had reached 5%. In response, the 30-year mortgage rate has risen from 3% in January 2022 to 6.4% in March 2023. Still, the average mortgage rate in March was below its peak of 7.1% in November last year.

Since late 2022, the expectation of an economic setback due to the rate hikes has pushed long-term interest rates down below short-term interest rates, which is formally known as an inverted yield curve.

Mortgage Affordability

A 3- or 4-percentage-point increase in the average mortgage interest rate in 2022 does not seem burdensome for a typical household. Adjusted for an average inflation rate of 6.5%, most home mortgage rates were negative in real terms given the expectation of the dollar's falling purchasing power in the future.



Yet the amount of a typical mortgage payment reached the highest on record by the end of 2022, even after adjusting for inflation. A nearly 60% increase in mortgage payments over the year drastically erode home affordability, especially for first-time buyers.



FRED Graph

Housing affordability has long been a challenge for communities in South Texas. The same mortgage payment amount burdens a low-income family more than a high-income family. The average hourly earnings of employees in Corpus Christi have been about 10% below the state average, and another 20% lower for McAllen.

According to the Texas Housing Affordability Index (THAI) reported by Texas A&M University's Real Estate Center, homeownership has become remarkably less affordable for most cities in Texas in recent years as home price appreciation has outpaced income growth. The Index for Corpus Christi was 1.68 in 2022, meaning the median family income is sufficient to purchase 68% of the median-price home in the area.

The reading for Victoria was 1.78, meaning relatively more affordability due in part to more rapid income growth since 2019. On the contrary, McAllen's THAI at 1.36 was well below that of Corpus Christi, despite a 25% lower median home price.

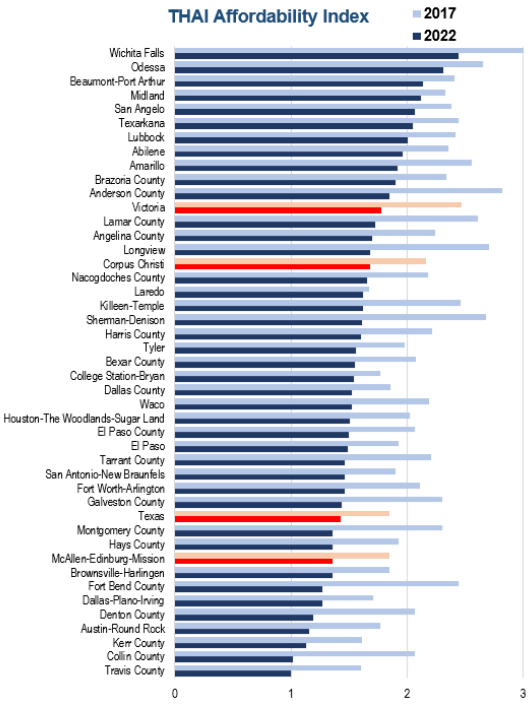

The impacts of the recent uptick in mortgage rates were widespread. But they have disproportionately eroded the home affordability of relatively low-income communities in South Texas.

What Lies Ahead?

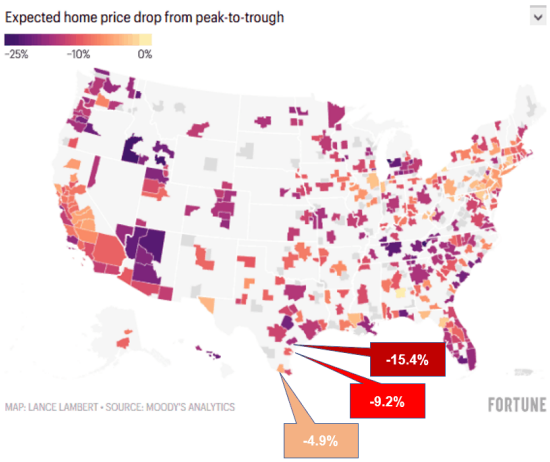

Even though houses in a particular community are affordable, prospective home buyers would overpay for the houses if their market values are about to drop. The risk of overpaying is especially high given the double-digit jump in home price appreciation in the past two years.

According to Moody's Analytics, real estate in most metro areas in Texas is currently overvalued. Last December, it predicted that U.S. home prices would fall 10% on average from their market peaks. The forecast was a drop of 9.2% for Corpus Christi, 4.9% for McAllen, and 15.4% for Victoria.

Today, the drops in median home prices are close to those predictions.

Too Much from the Fed?

The current housing market cycle is following movements in interest rates. Over the long term, an inflation outlook determines the direction of interest rates. Inflation in the past two years has been driven primarily by supply-side factors, such as supply chain disruptions and skyrocketing energy costs in the wake of the Russian invasion of Ukraine.

FRED Graph

Even though the Fed is expected to continue to raise its interest rate through the rest of this year, the declining inflation trend since the end of 2022 has led to a consensus for the current interest rate cycle to end in the near term.

Despite substantial economic headwinds, changes in the real estate market have lagged behind changes in the financial markets. The Fed's aggressive interest rate hikes contributed much of the nearly 20% loss in Standard and Poor stock values in 2022 as businesses had to cope with rising finance costs.

The failure of Silicon Valley Bank and the heightened

vulnerability of many banks were largely precipitated by sharp jumps in short-term interest rates that resulted in an inverted yield curve.

Shifting Landscape

The Fed policy aside, the post-pandemic economy has been reshaping the U.S. real estate landscape. For one, remote work has reduced the demand for office space, while boosting the demand for home office space and thus larger houses. When more people can work anywhere, they would be less likely to live close to their workplace as in the past.

Over time, the continued popularity of working from home is expected to lead to a migration of residents from inner cities with more job concentrations to areas with more open space and amenities, like waterfront, beaches, and warm climates.

This also means a positive outlook for housing demand in our coastal communities in Texas.

##

Note: This is an excerpt of a presentation at a conference hosted by the Corpus Christi Association of Realtors on April 20. ChatGPT contributed to this article.

Details of ChatGPT's responses to a list of questions are as follows:

What was the trend of land price per acre in South Texas in the past decade?

I'm sorry, but as an AI language model, I do not have access to real-time or historical data on land prices in South Texas or any other specific region. However, I can suggest a few

resources that may provide you with more information:

1. Local Real Estate Agents: Local real estate agents or brokers in South Texas may have access to historical data on land prices in the region.
2. Real Estate Websites: You may also be able to find information on land prices in South Texas by searching real estate websites like Zillow, Realtor.com, or Trulia.
3. Government Agencies: Government agencies like the U.S. Department of Agriculture or the Texas Department of Agriculture may also provide information on land prices in South Texas.
4. Industry Reports: Industry reports and publications like the National Agricultural Statistics Service or the Texas Real Estate Research Center may provide insights into the trends and changes in land prices over time.

However, keep in mind that land prices can vary significantly depending on location, size, type of land, and other factors. Additionally, any information on land prices provided by third-party sources should be independently verified and cross-checked before making any decisions or conclusions.

What were employment growth patterns in Texas and metro areas in South Texas?

From the data available up to my knowledge cut-off date of September 2021, employment growth in Texas and metro areas in South Texas has been generally positive in the past decade. Here are some key points to consider:

1. Texas: According to the Bureau of Labor Statistics (BLS), Texas has seen consistent employment growth since the Great Recession of 2008-2009. From 2011 to 2020, Texas added over 2.9 million jobs, which represents an increase of around 25%. The state's unemployment rate has

generally remained below the national average during this period.

2. South Texas Metro Areas: In the South Texas region, the BLS reports that employment growth has been mixed across different metro areas. For example:

- In the McAllen-Edinburg-Mission area, employment growth has been relatively slow, with a net increase of around 8,000 jobs from 2011 to 2020, representing a growth rate of around 3%. In the Brownsville-Harlingen area, employment growth has been somewhat stronger, with a net increase of around 10,000 jobs over the same period, representing a growth rate of around 8%. In the Corpus Christi area, employment growth has been more volatile, with periods of both strong growth and decline. Overall, from 2011 to 2020, the area added around 13,000 jobs, representing a growth rate of around 4%. In the McAllen-Edinburg-Mission area, employment growth has been relatively slow, with a net increase of around 8,000 jobs from 2011 to 2020, representing a growth rate of around 3%.
- In the Brownsville-Harlingen area, employment growth has been somewhat stronger, with a net increase of around 10,000 jobs over the same period, representing a growth rate of around 8%. In the Corpus Christi area, employment growth has been more volatile, with periods of both strong growth and decline. Over the period from 2011 to 2020, the area added around 13,000 jobs, representing a growth rate of around 4%.

It's worth noting that the COVID-19 pandemic has had a significant impact on employment trends in Texas and across the United States. As such, more recent data may show different trends compared to pre-pandemic periods.

What is the extent of housing shortages across the United

States and especially in South Texas?

As of my knowledge cutoff date of September 2021, there is a shortage of housing across the United States, and the issue is particularly acute in some regions, including South Texas. Here are some key points to consider:

1. National Housing Shortage: According to a report by the National Association of Realtors, the United States is experiencing a housing shortage, with a shortfall of around 5.5 million housing units. This shortage is due to a combination of factors, including a lack of new construction, rising demand, and an aging housing stock.
2. South Texas Housing Shortage: Housing shortages in South Texas have been exacerbated by factors such as rapid population growth, limited land availability, and a lack of affordable housing options.
3. For example: In the Rio Grande Valley region of South Texas, which includes cities like McAllen and Brownsville, housing inventory levels are at historic lows, and the median home price has increased significantly in recent years, according to local real estate data. In the Corpus Christi area, a report by the local housing authority found that there is a shortage of over 9,000 affordable housing units, with waitlists for public housing and rental assistance programs stretching into years. In the San Antonio metropolitan area, which includes parts of South Texas, the housing shortage has been compounded by a lack of available land for new construction, leading to rising home prices and rental rates.

It's worth noting that the COVID-19 pandemic has further exacerbated the housing shortage in some areas, as demand for single-family homes with more indoor and outdoor space has increased, while construction of new housing has faced delays and disruptions.

What happened to housing prices of metro areas in South Texas during the COVID-19 pandemic, and what explains those patterns?

During the COVID-19 pandemic, housing prices in the metro areas of South Texas generally increased, although the patterns varied across different areas. Here are some key points to consider:

1. McAllen-Edinburg-Mission Area: According to data from the Texas A&M Real Estate Center, the median home price in the McAllen-Edinburg-Mission area increased by around 14% from the first quarter of 2020 to the first quarter of 2021. This increase is likely due to a combination of factors, including low inventory levels, increased demand for single-family homes, and historically low mortgage interest rates.
2. Corpus Christi Area: The Corpus Christi area also saw an increase in home prices during the pandemic. According to local real estate data, the median home price in the area increased by around 10% from 2019 to 2020. This increase may be due in part to limited housing supply, as well as increased demand from people relocating to the area from larger cities.
3. San Antonio Area: In the San Antonio area, which includes parts of South Texas, home prices also increased during the pandemic. According to data from the San Antonio Board of Realtors, the median home price in the area increased by around 10% from March 2020 to March 2021. Factors contributing to this increase include limited housing supply, high demand from buyers looking for more space and outdoor amenities, and low mortgage interest rates.

Overall, the pandemic has increased demand for housing in some areas of South Texas, as people seek more space and amenities due to remote work and social distancing measures.

At the same time, limited housing supply has contributed to rising prices in some areas, as buyers compete for a smaller pool of available homes. Additionally, historically low mortgage interest rates have made homeownership more affordable and attractive, further fueling demand for housing.

What affected the housing inventory levels among metro areas in South Texas during the COVID pandemic?

During the COVID-19 pandemic, housing inventory levels in metro areas of South Texas were affected by several factors, including:

1. Limited New Construction: A shortage of new housing construction in the region has contributed to limited inventory levels. In some cases, construction projects were delayed or halted due to supply chain disruptions and labor shortages related to the pandemic.
2. Decreased Mobility: The pandemic led to a decrease in mobility, with many people staying put in their current homes rather than moving to new areas. This reduced the number of homes on the market and limited inventory levels.
3. High Demand: The pandemic has increased demand for housing in some areas of South Texas, as people look for more space and outdoor amenities due to remote work and social distancing measures. This increased demand has further limited the available housing inventory.
4. Eviction Moratoriums: In some cases, eviction moratoriums put in place to protect renters during the pandemic may have contributed to limited inventory levels, as landlords were unable to remove non-paying tenants and put their properties back on the market.

Overall, these factors have contributed to historically low inventory levels in many areas of South Texas, with limited

housing supply putting upward pressure on prices and making it challenging for buyers to find affordable homes.

How has the Federal Reserve responded to inflation historically, beginning with the 1980s?

Beginning in the 1980s, the Federal Reserve has responded to inflation by using a variety of monetary policy tools to control the money supply, influence interest rates, and stabilize the economy. Here are some key points to consider:

1. The Volcker Era: In the early 1980s, the Federal Reserve, under the leadership of Chairman Paul Volcker, pursued a policy of tight monetary control to combat inflation. This policy involved raising interest rates to reduce the growth of the money supply and curb inflationary pressures. This approach was successful in bringing inflation down from its peak of over 13% in 1980 to around 3% by the mid-1980s.
2. The Greenspan Era: In the late 1980s and early 1990s, the Federal Reserve under Chairman Alan Greenspan continued to prioritize inflation control but also began to pay closer attention to broader economic indicators such as employment and economic growth. During this period, the Fed used a combination of interest rate adjustments and other monetary policy tools to maintain price stability and support economic growth.
3. The Post-2008 Era: Following the global financial crisis of 2008, the Federal Reserve implemented a range of unconventional monetary policies to stimulate economic growth and combat deflationary pressures. These policies included large-scale asset purchases (quantitative easing) and forward guidance on future interest rate policies. In recent years, the Fed has continued to prioritize inflation control while also adjusting its policies to support economic growth and address challenges such as the COVID-19

pandemic.

Overall, the Federal Reserve has historically responded to inflation by using a range of monetary policy tools to maintain price stability, support economic growth, and address emerging challenges. While the specifics of these policies have varied over time, the overarching goal has been to maintain a stable and sustainable economy over the long term.

How has the Federal Reserve responded rising inflation during the post-pandemic period?

During the post-pandemic period, the Federal Reserve has responded to rising inflation by using a combination of monetary policy tools to support price stability and ensure long-term economic growth. Here are some key points to consider:

1. Interest Rate Policy: The Federal Reserve has signaled that it may begin to raise interest rates in response to rising inflation. This would involve gradually increasing short-term interest rates to cool off economic activity and reduce inflationary pressures.
2. Tapering of Asset Purchases: The Federal Reserve has also indicated that it may begin to reduce its purchases of assets, such as government bonds and mortgage-backed securities, in response to rising inflation. This process, known as "tapering," would gradually reduce the amount of money in circulation and help to stabilize prices.
3. Communication Strategy: The Federal Reserve has emphasized the importance of clear communication and transparency in its policy decisions. This includes providing regular updates on its economic projections, policy outlook, and decision-making process, as well as engaging with the public and financial markets to ensure a shared understanding of its goals and strategies.

Overall, the Federal Reserve's response to rising inflation during the post-pandemic period has been focused on using a combination of interest rate policy, asset purchases, and communication strategies to support price stability and ensure long-term economic growth. While the specifics of these policies may change over time, the overarching goal is to maintain a stable and sustainable economy over the long term.

Explain the current interest rate cycle and its impact on the spread between long-term and short-term interest rates.

The current interest rate cycle is characterized by a period of historically low interest rates, which were initially put in place by the Federal Reserve in response to the economic impact of the COVID-19 pandemic. The Federal Reserve cut the target federal funds rate to near-zero in March 2020 and has maintained this low interest rate policy since then.

One impact of this policy has been a flattening of the yield curve, which is the graphical representation of the relationship between short-term and long-term interest rates. When short-term interest rates are low and expected to remain low, investors may be less willing to hold long-term bonds that offer lower returns than short-term bonds. This can cause long-term bond prices to fall and yields to rise, which can result in a flattening of the yield curve.

However, as the economy has started to recover and inflation has risen, there has been increased speculation that the Federal Reserve may begin to raise interest rates sooner than previously anticipated. This has led to an increase in longer-term interest rates, as investors anticipate higher inflation and higher interest rates in the future.

As a result, the spread between long-term and short-term interest rates has started to widen again in recent months. A wider spread can provide opportunities for banks and other financial institutions to earn a profit by borrowing at short-term rates and lending at higher long-term rates. However, a steep yield curve can also indicate expectations for stronger economic growth and inflation, which can have broader implications for the economy and financial markets.

Overall, the current interest rate cycle is characterized by historically low interest rates and a flattening of the yield curve, but there are signs that longer-term rates may start to rise as the economy recovers and the Federal Reserve considers policy changes.

What were the patterns of mortgage payment affordability in the past decade?

The patterns of mortgage payment affordability in the past decade were shaped by a number of factors, including changes in interest rates, housing prices, and income levels. Here are some key trends to consider:

1. Low Interest Rates: The past decade was characterized by historically low interest rates, which made mortgage payments more affordable for many borrowers. This was particularly true for borrowers with adjustable-rate mortgages, whose interest rates were tied to the prevailing market rates and therefore fell as rates declined.
2. Rising Home Prices: While low interest rates helped to make mortgage payments more affordable, rising home prices had the opposite effect. As home prices increased, borrowers needed to take out larger loans to purchase a home, which increased their monthly mortgage payments.
3. Income Growth: Income growth also played a role in mortgage payment affordability over the past decade.

While average incomes have increased over time, they have not kept pace with the rising cost of housing in many areas. This has made it more difficult for some borrowers to afford mortgage payments, particularly in areas with high housing costs.

4. Government Policies: The government played a role in promoting mortgage payment affordability over the past decade through various policies, such as the Home Affordable Refinance Program (HARP), which helped borrowers refinance their mortgages at lower interest rates, and the Federal Housing Administration (FHA) mortgage insurance program, which allowed borrowers to qualify for mortgages with lower down payments.

Overall, the patterns of mortgage payment affordability in the past decade were shaped by a complex interplay of factors, including interest rates, housing prices, income growth, and government policies. While low interest rates helped to make mortgage payments more affordable for many borrowers, rising home prices and stagnant incomes made it more difficult for others to afford homeownership.

What were the trends of housing affordability across metro areas in South Texas in the past decade?

Housing affordability in South Texas has been impacted by a number of factors over the past decade, including changes in housing prices, interest rates, and income levels. Here are some key trends to consider:

1. Rising Housing Prices: Housing prices in South Texas have generally been on the rise over the past decade, particularly in urban areas like Austin and San Antonio. This has made it more difficult for some residents to afford homeownership, particularly those with lower incomes or those trying to enter the market for the first time.

2. Low Interest Rates: As in other parts of the country, interest rates in South Texas have been historically low over the past decade. This has helped to make mortgage payments more affordable for some borrowers, although rising housing prices have offset some of these gains.
3. Income Levels: While incomes in South Texas have generally been increasing over time, they have not always kept pace with rising housing prices. This has made it more difficult for some residents to afford homeownership, particularly those with lower or middle incomes.
4. Government Programs: Various government programs have been implemented in South Texas over the past decade to help promote housing affordability, such as the Low-Income Home Energy Assistance Program (LIHEAP) and the Texas Bootstrap Loan Program, which provide financial assistance to low-income homeowners and homebuyers.

Overall, housing affordability in South Texas has been impacted by a complex set of factors over the past decade, including rising housing prices, low interest rates, income levels, and government programs. While some residents have benefited from historically low interest rates and government assistance programs, rising housing prices have made it more difficult for others to afford homeownership.

How does housing affordability differ across metro areas in South Texas?

Housing affordability varies across metro areas in South Texas due to a number of factors such as housing prices, income levels, and availability of affordable housing options. Here are some key differences to consider:

1. Austin: Austin has experienced significant population growth over the past decade, which has driven up housing

prices and made homeownership less affordable for many residents. However, the city has also implemented various affordable housing initiatives, such as the Austin Affordable Housing Trust Fund and the Smart Housing program, to help promote housing affordability.

2. San Antonio: San Antonio has a relatively lower cost of living compared to other major Texas cities, and this includes housing costs. The city has also implemented various affordable housing initiatives, such as the Mayor's Housing Policy Task Force and the Neighborhood and Housing Services Department, to help promote housing affordability.
3. Corpus Christi: Corpus Christi has a mix of affordable and higher-priced neighborhoods, and overall housing costs are lower than in Austin and San Antonio. However, the city has also faced challenges with affordable housing shortages, particularly for low-income residents.
4. McAllen: McAllen has one of the lowest costs of living in the country, including housing costs, and this has helped to make homeownership more affordable for many residents. The city also has various affordable housing initiatives, such as the Affordable Housing Program and the HOME Program, to help promote housing affordability.

Overall, housing affordability across metro areas in South Texas is influenced by a number of factors, including population growth, income levels, and local government policies. While some cities have implemented various initiatives to help promote housing affordability, there are still challenges with affordable housing shortages, particularly for low-income residents.

Are homes overvalued or undervalued across different U.S. metro areas?

The valuation of homes across different U.S. metro areas can

vary widely and is influenced by a number of factors such as local housing market conditions, economic factors, and demographic trends. In some areas, homes may be overvalued relative to local market conditions, while in other areas, they may be undervalued. Here are some factors that can impact home valuation:

1. Local Housing Market Conditions: The state of the local housing market can have a major impact on home valuation. In areas with high demand and limited supply, homes may be overvalued relative to what similar homes would sell for in areas with lower demand or higher supply.
2. Economic Factors: Economic factors such as employment rates, income levels, and economic growth can also influence home valuation. In areas with strong economic growth and high employment rates, demand for housing may be high, leading to higher valuations.
3. Demographic Trends: Demographic trends such as population growth, migration patterns, and age distribution can also impact home valuation. Areas with growing populations, particularly those with younger or wealthier residents, may have higher demand for housing and higher valuations as a result.

Overall, it's difficult to make a blanket statement about whether homes are overvalued or undervalued across different U.S. metro areas, as the valuation of homes can vary widely depending on a variety of local factors. It's important to consult with local real estate professionals and do your own research to understand the housing market conditions in a particular area and make informed decisions about buying or selling a home.

What's your outlook for housing prices in the next year?

As an AI language model, I cannot predict the future with certainty, especially when it comes to financial markets and economic trends. However, I can provide some information about the current housing market trends that could potentially affect housing prices in the near future.

The housing market has been quite strong in recent years, with low mortgage rates, strong demand, and limited inventory driving up home prices in many areas. While the COVID-19 pandemic initially slowed down the housing market, it has since rebounded and many areas are seeing record-high home prices and bidding wars for available properties.

Looking forward, it's possible that the housing market could continue to be strong in the near future, particularly if mortgage rates remain low and demand continues to outpace supply. However, there are also some potential risks to the housing market that could impact housing prices, such as rising interest rates, economic downturns, and potential policy changes from the government.

Ultimately, it's important to remember that the housing market is complex and can be influenced by a variety of factors. It's always a good idea to stay informed about local market conditions and consult with real estate professionals when making decisions about buying or selling a home.

What is your inflation outlook in the short and medium term?

As an AI language model, I don't have the ability to predict the future with certainty, but I can provide some information about inflation trends and potential factors that could impact inflation in the short and medium term.

In the short term, inflation has been relatively high in recent

months, driven by a variety of factors such as supply chain disruptions, labor shortages, and pent-up demand due to the COVID-19 pandemic. The U.S. Federal Reserve has indicated that it expects inflation to be transitory and that it will likely taper off as supply chain disruptions ease and the economy continues to recover from the pandemic.

In the medium term, inflation trends will depend on a variety of factors, such as the pace of economic growth, labor market conditions, government policy, and global economic trends. If economic growth continues at a strong pace and labor market conditions improve, demand for goods and services could continue to outpace supply, which could lead to continued inflationary pressures. However, if economic growth slows down or the labor market doesn't recover as quickly as expected, inflation could also moderate.

It's important to note that inflation is a complex and multifaceted phenomenon, and its drivers and outcomes can be difficult to predict. The U.S. Federal Reserve and other policymakers will continue to monitor inflation trends closely and adjust policies as needed to support economic stability and growth.

What do you think about the short-term trend of the Federal Reserve interest rate?

As an AI language model, I cannot provide an opinion or prediction about the short-term trend of the Federal Reserve interest rate. The Federal Reserve sets its monetary policy based on a variety of economic indicators, such as inflation, employment, and economic growth, and adjusts interest rates accordingly. The Federal Reserve has indicated that it will maintain its accommodative monetary policy stance until the labor market has fully recovered and inflation has stabilized at its target level of 2 percent over the long run. However, the

path of interest rates will ultimately depend on how the economy evolves in the coming months and years, as well as the impact of various global and domestic economic and financial factors.

How have the Fed's monetary policy actions affected stock market returns lately?

The Federal Reserve's monetary policy actions can have an impact on stock market returns, particularly through their influence on interest rates and investor sentiment.

In recent years, the Federal Reserve has maintained a low-interest rate policy and implemented a variety of measures to support the economy, such as quantitative easing and other forms of monetary stimulus. These policies have helped to support economic growth and have also supported stock market returns, particularly for growth-oriented sectors such as technology.

However, it's important to note that the relationship between monetary policy and stock market returns can be complex and multifaceted. While accommodative monetary policies can support stock market returns, other factors such as corporate earnings, global economic conditions, and investor sentiment can also play a role in determining stock market performance.

Ultimately, the impact of the Federal Reserve's monetary policy on the stock market will depend on a variety of factors, including the state of the economy, the trajectory of interest rates, and other global and domestic economic and financial conditions.

How can an inverted yield curve lead to bank runs?

An inverted yield curve is a situation where long-term interest

rates are lower than short-term interest rates. This is a relatively rare occurrence in financial markets and is often viewed as a signal of economic uncertainty or impending recession. Inverted yield curves can have a variety of impacts on financial markets, including the potential for bank runs.

A bank run occurs when a large number of depositors withdraw their funds from a bank, often due to concerns about the bank's solvency or liquidity. When an inverted yield curve occurs, it can lead to a situation where banks are paying out more in interest to depositors than they are earning on loans and other investments. This can put pressure on banks' profitability and liquidity, particularly if they have a high proportion of long-term loans or investments that are earning lower returns.

As banks face pressure on their profitability and liquidity, they may be forced to raise interest rates on loans or reduce interest rates on deposits in order to attract new funding or retain existing customers. This can further exacerbate the situation, as depositors may become concerned about the safety of their funds and begin to withdraw their deposits en masse.

In extreme cases, an inverted yield curve can lead to a systemic banking crisis, where multiple banks experience liquidity and solvency problems simultaneously, leading to a wave of bank runs and a contraction of credit throughout the economy.

How have COVID-19 outbreaks and the pandemic affected the real estate markets across the U.S., which include commercial space and housing units, through the effects of an increased popularity of working from home?

The COVID-19 pandemic has had a significant impact on real

estate markets across the United States, including the commercial and residential sectors. One of the most significant effects has been the increased popularity of working from home, which has led to changes in demand for both commercial space and housing units.

In the commercial real estate sector, many businesses have shifted to remote work arrangements, which has led to a decline in demand for office space, particularly in urban areas. This has put downward pressure on office rents and led to higher vacancy rates in some markets. At the same time, demand for industrial and logistics space has increased due to the growth of e-commerce and online shopping.

In the residential real estate sector, the pandemic has led to changes in the types of housing units that are in demand. With many people spending more time at home, there has been increased demand for larger homes with more space, both inside and outside. This has led to a surge in demand for single-family homes and suburban properties, particularly in markets with lower population densities.

At the same time, the pandemic has also led to changes in the availability and affordability of housing, particularly for renters and low-income households. Many renters have been hit hard by job losses and income disruptions, making it difficult to pay rent and leading to higher rates of eviction and housing insecurity.

Overall, the pandemic has had complex and multifaceted effects on real estate markets across the United States, with changes in demand for both commercial and residential properties reflecting broader shifts in the economy and society.

How will the popularity of working from home post-

pandemic affect housing demand in different regions of the United States, particularly communities along the Texas Gulf Coast?

The popularity of working from home is likely to have a significant impact on housing demand in different regions of the United States, including communities along the Texas Gulf Coast.

In general, the shift towards remote work has led to increased demand for larger homes with more space, both inside and outside. This has led to a surge in demand for suburban and rural properties, particularly in markets with lower population densities. Communities along the Texas Gulf Coast, such as Corpus Christi, Houston, and Galveston, may see increased demand for single-family homes and properties with more space as a result of this trend.

At the same time, there may be some offsetting factors that affect housing demand in these regions. For example, the Texas Gulf Coast is vulnerable to natural disasters such as hurricanes, which may make some buyers hesitant to invest in real estate in these areas. In addition, there are a number of other factors that influence housing demand, such as local job markets, transportation infrastructure, and quality of life amenities.

Overall, the impact of the popularity of working from home on housing demand in communities along the Texas Gulf Coast is likely to be complex and multifaceted, and will depend on a range of local and regional factors. However, it is reasonable to expect that there may be increased demand for larger homes and properties with more space in these areas as remote work continues to grow in popularity post-pandemic.

Do you have any advice for investment opportunities in

the current real estate market?

As an AI language model, I cannot provide specific investment advice, but I can give you some general information about investment opportunities in the current real estate market.

One potential investment opportunity in the current real estate market is to look for properties that are undervalued or have the potential for appreciation in the future. This may involve looking for properties in areas that are undergoing redevelopment or revitalization, or seeking out distressed properties that can be renovated or rehabilitated for a profit.

Another potential investment opportunity is to look for properties that can generate income, such as rental properties or commercial real estate. Rental properties can provide a steady stream of income, while commercial real estate can offer higher returns in exchange for increased risk.

Investors may also want to consider investing in real estate investment trusts (REITs), which are publicly traded companies that own and manage real estate properties. REITs can provide exposure to a diversified portfolio of properties across different sectors and geographies, while also providing liquidity and other benefits.

Of course, any investment decision should be made after careful consideration of the individual investor's goals, risk tolerance, and financial situation. It is always a good idea to consult with a financial advisor before making any investment decisions.

##

Cover Photo Adobe Stock