



FAMIS ACCOUNTS

Maria E Alaffa

Eliza Garcia

I'd Rather Be



Accounting

TABLE OF CONTENTS

- ▶ Chart of Accounts
 - Account Structure
- ▶ New Account Request
 - Form (Now on Smartsheet!)
 - Guidelines
- ▶ Year End Flags
- ▶ Encumbrances
- ▶ Global Sub-code Edits
- ▶ Generate Expense Budget
- ▶ Closing Accounts
 - When
 - What to look for
- ▶ Banner Reversals
- ▶ Q&A



CHART OF ACCOUNTS


G/L Account Range	S/L Account Range	**Fund Group
010000-019999	100000-199999	State Funding
020000-029999	200000-299999	Designated Funds
030000-039999	300000-399999	Auxiliary Funds
040000-049999	400000-499999	Scholarship Funds
050000-069999	500000-699999	Grants & Contracts
070000-079999	No SL Accts	Loans & Endowments
080000-089999	800000-899999	Plant Funds
090000-099999	900000-999999	Agency & Fiduciary Funds

** For fund source information refer to Section 02.03 in Finance Handbook

CHART OF ACCOUNTS CONT.

► FINANCE HANDBOOK

Section 03:01



<https://www.tamucc.edu/finance-and-administration/financial-services/accounting/finance-handbook.php>

NEW ACCOUNT REQUEST FORM NOW ONLINE!

► FINANCE HANDBOOK



SECTION 02.02 Link:

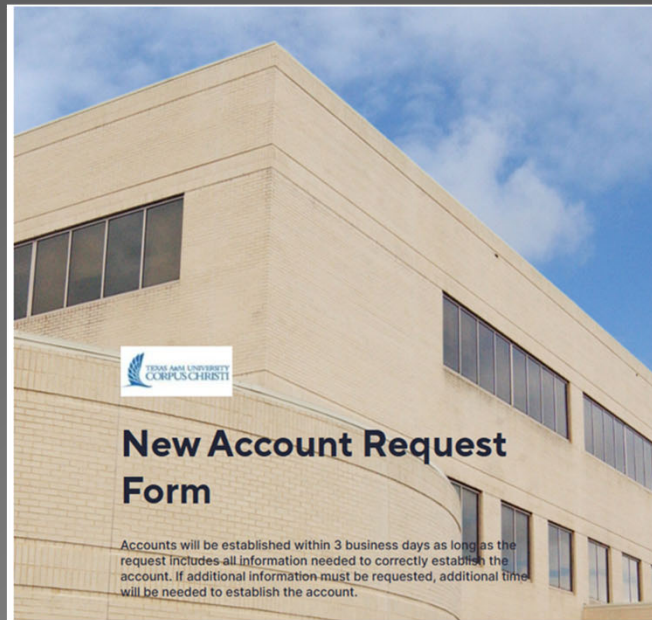
<https://www.tamucc.edu/finance-and-administration/financial-services/accounting/handbook-documents/section-02-02.pdf>

Accounting Services-Online Forms Link:

<https://www.tamucc.edu/finance-and-administration/financial-services/accounting/forms.php>

NEW ACCOUNT REQUEST

- ▶ **Requested by (*Required)**- This individual has been authorized to request the establishment of a new department account. Email will be used to send notification once NAR is processed.
- ▶ **Responsible Person & UIN (*Required)**- A responsible person must be a permanent PT or FT employee who is compensated by TAMU-CC University. In most cases this will be the Department Head. The responsible person must have completed Disbursement of Funds Training within the last **24 months**. A copy of the training transcript is required (Course# 11201: Disbursement of Funds).
- ▶ **Department (*Required) & Sub Department** - Select the department from the drop-down menu & sub department if applicable. If your department is not listed as an option, please email Accounting at accounting.services@tamucc.edu.



Requested by *
This individual has been authorized to request the establishment of a new departmental account. This field requires an email address.

Responsible Person *
The individual that will be responsible for any transactions that are posted on the account. Also in order for PTs to view any information in MAESTRO. This field requires an email address.

UIN *
9-digit identification number of the responsible person

Has the responsible person listed completed the Disbursement of Funds Training in the past 24 months (Course 11021)?

Yes

No

Sub Department Code

Send me a copy of my responses

NEW ACCOUNT REQUEST

- ▶ **Account Short Name (*Required)** - Enter the name you would like displayed for the account. Character limit on account name is limited to 35 characters. The title will need to correspond to the purpose of the account.
- ▶ **Account Long Name** - If applicable.
- ▶ **Account number requested** - no dash needed (optional)
- ▶ **Account Purpose (*Required)** - Detailed information of the purpose of the account will help determine the true function of the account. Detailed description required, including source of funds. If available, please attach documentation.
- ▶ **Source of Funds (*Required)** - [FINANCE HANDBOOK SECTION 02.05](#)
 - ▶ AGENCY FUNDS
 - ▶ AGREEMENTS
 - ▶ CONTRACTS
 - ▶ DESIGNATED TUITION
 - ▶ GRANTS
 - ▶ COMPREHENSIVE RESEARCH FUNDS
 - ▶ RESEARCH ENHANCEMENT FUNDS
 - ▶ STATE APPROPRIATIONS
 - ▶ STUDENT FEES
 - ▶ OTHER



Use of Funds (*Required)- Select the function that will best classify what the funds will be spent on. Determination of the function code is very important in coding of account for reporting purposes.

- “Will a list of functions and their descriptions assist in determining the best use of funds?”



Instruction – 10 : All activities that are part of an institution’s instruction program; Credit & Non Credit courses; academic, vocational, and technical instruction; remedial and tutorial instructions; and regular; special and extension sessions.

Research – 15: Activities specifically organized to produce research, whether commissioned by an agency external to the institution or separately budgeted by an organizational unit within the institution. Categories includes: Institutes and Research Centers, Individual and Project Research, and Research Information Technology.

Public Service – 20: Provide non-instructional services beneficial to individuals & groups external to the institution; conferences, institutes, general advisory services, reference bureaus, radio and television consulting.

Academic Support – 25: Support services for the institution’s primary missions: instruction, research and public service; Libraries, museums & galleries; services that directly assist the academic functions of the institution, computing support, academic administration

Student Services – 30: Admissions, registrar and activities with the primary purpose of contributing to student well-being and intellectual, cultural and social development outside of formal instruction program; Student activities, cultural events, student newspapers, intramural athletics, student organizations, counseling and career guidance, student aid administration, student health services, student admissions.

Institutional Support -35: Central, executive-level activities concerned with management and long range planning for the entire institution, such as the governing board, planning and programming operations, and legal services; fiscal operations; space management, employee personnel and records; logistical activities that provide procurement, storerooms, printing; transportation services

Operation & Maintenance of Plant-40: Physical Plant administration; building maintenance; custodial services, utilities; landscape and grounds maintenance; safety and security;

Scholarships/Fellowships – 60: Grants-in-aid to students, trainee stipends, and awards, tuition and fee waivers and prizes

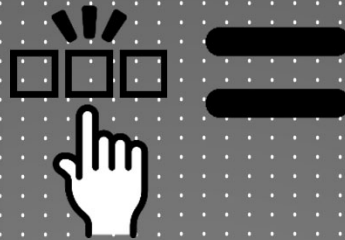
Auxiliary – 70: Furnish goods or services to students, faculty, staff, other institutional departments, and charges a fee directly related to, although not necessarily equal to, the cost of goods or services; Residence halls, food services, intercollegiate athletics, parking, student health services

RESEARCH ACCOUNTS

Use of Funds *

Please select the function that will best classify what the funds will be spent on. Determination of the function code is very important in coding of account for reporting purposes.

- Instruction (10)
- Research (15)
- Public Service (20)
- Academic Support (25)
- Student Service (30)
- Institutional Support (35)
- Operation & Maintenance of Plant (40)
- Scholarships and Fellowships (60)
- Auxiliary (70)
- Depreciation (90)



Research Activity *

Select Research Activity

- R&D Activities
- Collection of statistics if conducted as part of a specific R&D program
- Training of scientific manpower
- Mapping and Surveys
- Routine Product Testing
- Quality Control
- Experimental Production
- Collection of statistics if not a part of R&D projects

Field of Work *

Select

Research - Area of Special Interest-If Applicable

- 3A Energy
- 3B Food, Fiber, Agril Prod
- 3C Cancer Research
- 3D AIDS Research
- 3E Biotechnology
- 3F Material Science & Eng.
- 3G Manufacturing Tech.
- 3H Microelectronics and Computer Technology
- 3I Aerospace Technology
- 3J Environmental Sci & Eng.
- 3K Water Resources
- 3N Human Embryonic Stem Cell Research
- 3P Adult Stem Cell Research

Character of Work *

- 4A Basic Research
- 4B Applied R&D
- 4C Development

Selection Process *

- 5A Competitive, Peer-Reviewed
- 5B Negotiated or Other

▶ **FAMIS: Screen 9 for SL or Screen 59 for Support Accounts**

▶ **Canopy: FRS → Account → Attributes**

SALARY SAVINGS

- ▶ Salary Savings Distribution? (***Required**)
 - ▶ Salary Savings– are the monies remaining from a vacant position after all payroll and termination costs have been satisfied. The types of positions that generate attrition are faculty professional, faculty administrator and classified positions.

Some examples of how salary savings funds are generated include:

1. savings from positions being vacant for long periods of time
2. savings when a member of the faculty or staff goes on leave without pay status.



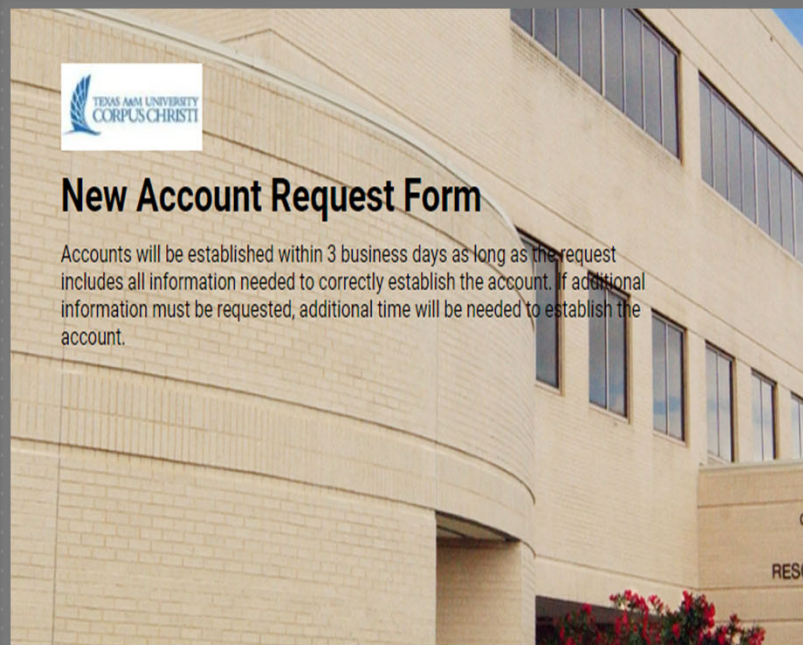
NEW ACCOUNT REQUEST CONT.

- ▶ Any restrictions on funds ?
- ▶ At termination of the account, what provisions for deficits or refunds of the balance are to be made?
- ▶ What is the provision for retaining title to equipment purchased with these funds?



BUDGET & SUPPORT ACCOUNTS

- ▶ **Budget Flexible (GEB)** - A flexible budget is a budget that adjusts or flexes for changes in the volume of activity.



What provisions for deficits or refunds of the balance are to be made?
Please provide an account number, if applicable.

Provision for retaining equip title? *

What is the provision for retaining title to equipment purchased with these funds?

GEB *

Yes

No

Support Account *

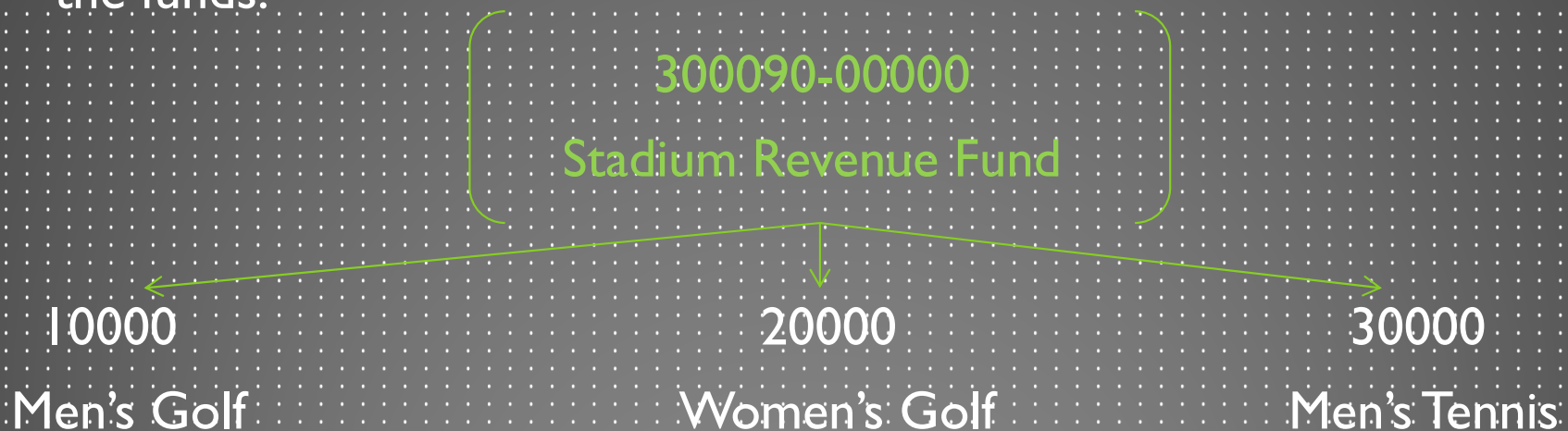
Yes

No

Both - Yes & No

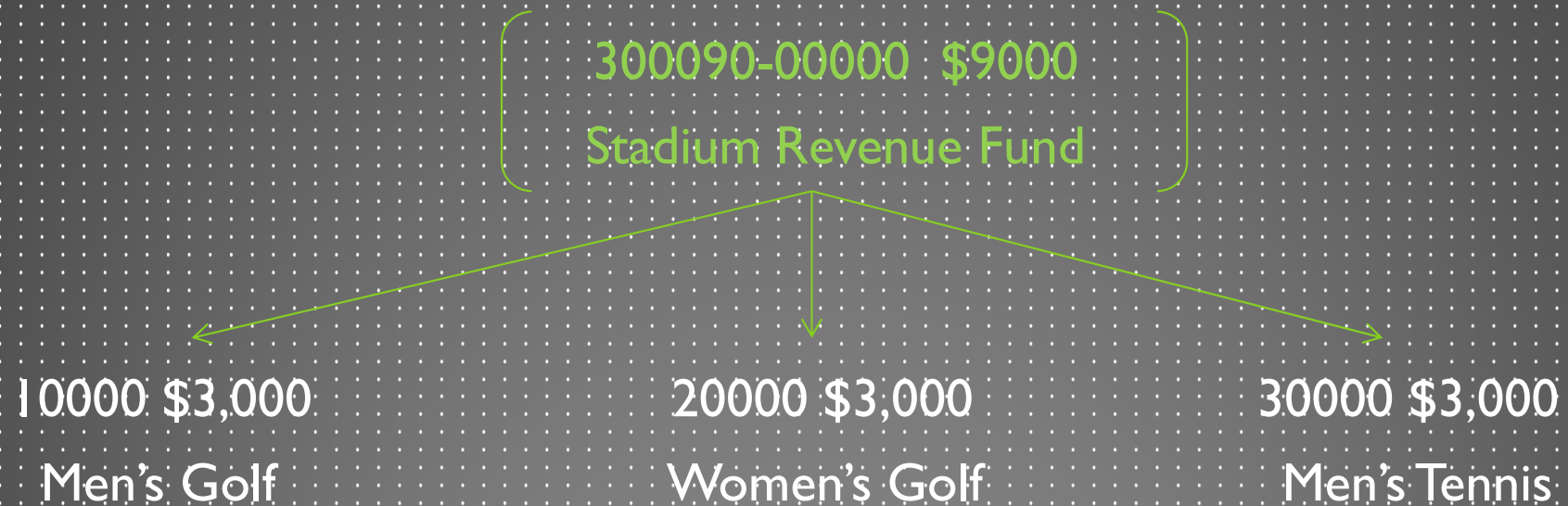
SUPPORT ACCOUNTS

- ▶ **What is a support account?** – Sub-division of Subsidiary Ledger accounts used to track account activity at a lower level. By creating a support account this enables the department to keep better track of the funds.



SUPPORT ACCOUNTS

- ▶ You can divide the SL money up between your Support Accounts.



SA TRANSACTIONS

“N” No transactions allowed on Support Account

“Y” Yes transactions are allowed on Support Account.

“B” Transactions allowed on both the Base account and Support Account.


➤ You can view these flags in Canopy by clicking on the FRS Tab then using the drop-down menu to click on Account and then clicking on Attributes.

▶ **FAMIS: Screen 006**

▶ **Canopy: FRS → Account → Attributes**

Core Information		SA Transactions		SRS
Account Title:		Freeze Flag:	N	N
Responsible Person:		Drop Flag:	N	
Resp Accountant:		Delete Flag:	N	
Map Code:		SA Create Enable:	N	
		Expense:	N	N
		Revenue:	N	N

NEW ACCOUNT REQUEST CONT.



Any additional comments or notes:

Please include any additional comments or notes that will assist in completing this form.

Send me a copy of my responses

Submit

YEAR END FLAGS

▶ Year End Flags

E = Encumbrances Only


T = Transfer BBA

F = Fiscal Year

P = Project Year

- Determined by the source of funds of the account
- Indicates how balances in the account will be treated at year end
- Can be found on the attribute module in Canopy and Screen 06 in FAMIS

<https://www.tamucc.edu/finance-and-administration/financial-services/accounting/handbook-documents/section-17.01.pdf>



YEAR END FLAG - CANOPY

Canopy
The Texas A&M University System v 4

Campus: 15 (Texas A&M Univ-Corpus Christi) Fiscal Year: 2023 Set CC/FY

Payroll FFX FRS Routing System

Search
Accounts Receivable
Account
ACH
AFR
Batch
Budget
DBR
DCR
Indirect Cost
Invoices
Preliminary Assets
Purch Documents
Receiving
Tables

Search
Crosswalk
Subcode Search
My Accounts
Attributes
Summary
Open Comm
Transactions
Payroll Actual
Payroll Enc
Reports
Vouchers
My Accounts

Available Modules
Payroll -
FFX - Fix
FRS - Fin
Routing -
System -

What's New
My Accounts Lists
My Accounts lists limit has been increased. More than 40 accounts will display \$0.00.
Normal Maintenance Schedule
System maintenance may occur on [date]. System will be unavailable until noon. Post replatforming, FAMIS is reserving the date for unscheduled maintenance.
FAMIS Documentation Links

Budget and Operations

ABR Rule:	001	Gen Exp Bud:	
Bottom Line Ctrl:	Y	Delg Type:	
Default Cat Ctrl:	N	Year End Process:	E
Default Cat Tol Pct:	0	Year End Account:	
Foreign Tvl:		Roll BBA to Base:	

Obj Trans		Subcode Edits		
Cat	Type	Low	High	Match

YEAR END FLAG - FAMIS

→ 006 SL 6 Digit Account (FSA) 04/27/23 15:37
FY 2023 CC 15

Screen: ___ Account: Panel: 01 More >>

Account Title: _____ SA create enable: Y SRS: N

Resp Person: _____ Old Acct: _____

ABR Rule: 001 Map Code: 35000 Reporting Group: ___ Covid: _

Bottom Line Cntl: Y Deflt Cat Cntl: N Deflt Cat Tol Pct: _____

AFR Fund Group: 30 Fund Group: AX Sub Fund Group: AX Sub-Sub: ___

Year-End Process: E ← Year-End Acct: _____ Function: 70 Sub-Fun: ___


Default Bank: 00103 Override: Y Proj FYTD End Mo: 08 Aux Code: INT

Alternate Banks: ***** _____ Security: _____

P-Card Bank: _____ State Funds: _ Appropriated: _ --SA Transactions--


YEAR END FLAG - ENCUMBRANCE


- ▶ E – Encumbrances Only
 - ▶ Carries forward only encumbrances and budget to cover those encumbrances
 - ▶ Rolls forward on Batch Reference of BBFE (Budget Brought Forward Encumbrance)
 - ▶ Only certain object codes will roll forward
 - ▶ For example: Office supplies will not roll forward
 - ▶ Procurement & Disbursements can assist with codes that will and will not roll forward
 - ▶ Example – State Account



YEAR END FLAG - ENCUMBRANCE

► E-Encumbrance

Select an account: or type in an account number: 

Thru Month: Year Type: SL Display: 

Object Code	Description	C	P	Budget	CM Actual	Actual	Encumbrance	Available
+ 0001	Revenue Pool			\$0.00	\$0.00	\$0.00	\$0.00	\$0.00
+ 1100	Salaries Pool			\$106,795.61	\$0.00	\$106,795.61	\$0.00	\$0.00
+ 1700	Wages - Faculty			\$0.00	\$0.00	\$0.00	\$0.00	\$0.00
+ 1720	Wages - Classified			\$6,818.17	\$0.00	\$6,818.17	\$0.00	\$0.00
+ 1740	Wages - Student			\$0.00	\$0.00	\$0.00	\$0.00	\$0.00
+ 1900	Benefits Pool			\$44,712.94	\$0.00	\$44,712.94	\$0.00	\$0.00
+ 3000	Travel Pool			\$46,411.10	\$13,409.66	\$44,516.16	\$1,894.94	\$0.00
+ 4000	Other Exp Pool			\$108,513.91	\$4.48	\$106,273.91	\$2,240.00	\$0.00
+ 5000	Utilities Pool			\$0.00	\$0.00	\$0.00	\$0.00	\$0.00
+ 5900	Scholarships Pool			\$265,591.82	\$0.00	\$265,591.82	\$0.00	\$0.00
+ 8000	Capital Outlay Pool			\$0.00	\$0.00	\$0.00	\$0.00	\$0.00
***	Total Direct Expense			\$578,843.55	\$13,414.14	\$574,708.61	\$4,134.94	\$0.00
+ 9600	Indirect Cost Pool			\$0.00	\$0.00	\$0.00	\$0.00	\$0.00
****	Total Expenses			\$578,843.55	\$13,414.14	\$574,708.61	\$4,134.94	\$0.00

FRS → Account → Summary

YEAR END FLAG

Open Commitment Screen at Year end FY2022

OPEN COMMITMENTS (TOTAL ITEMS: 3)										
Account	Obj Cd	Date	Ref	Ref4	Description	Original	Adjusted	Liquidated	Current	
	3130	05/18/2022	000X9WG	000X9WG	RODRIGUEZ/YUMA, AZ / PHOENIX, AZ	\$1,894.94	\$0.00	\$0.00	\$1,894.94	
	5760	07/25/2022	061322B	0383001	SUMMUS INDUSTRIES - DELL	\$150.00	\$0.00	\$0.00	\$150.00	
	5787	07/25/2022	061322B	0383001	SUMMUS INDUSTRIES - DELL	\$2,090.00	\$0.00	\$0.00	\$2,090.00	
Grand Total:						\$4,134.94	\$0.00	\$0.00	\$4,134.94	

FRS → Account → Open Commitment

Example of Budget and Encumbrance rolling forward to cover encumbrance in FY2023 on transaction tab

Subcode	TC	Ref1	Ref2	Ref4	Description	Amount	Batch Date	Batch Ref	D Or C	Offset	
3000	027		BBF2022		RESERVE FOR ENCUMBRANCE	\$1,894.94	09/01/2022	BBFE01	D		Details
4000	027		BBF2022		RESERVE FOR ENCUMBRANCE	\$2,240.00	09/01/2022	BBFE01	D		Details
5760	057	061322B	061322B	0383001	SUMMUS INDUSTRIES - DELL	\$150.00	09/01/2022	ENCZ05	D		Details
5787	057	061322B	061322B	0383001	SUMMUS INDUSTRIES - DELL	\$2,090.00	09/01/2022	ENCZ05	D		Details
3130	057	000X9WG	000X9WG	000X9WG	RODRIGUEZ/YUMA, AZ / PHOENIX, AZ	\$1,894.94	09/01/2022	ENCZ05	D		Details

FRS → Account → Transactions

ENCUMBRANCES

Example of encumbrance rolling forward to new year and paid

OPEN COMMITMENTS (TOTAL ITEMS: 3)										
Account	Obj Cd	Date	Ref	Ref4	Description	Original	Adjusted	Liquidated	Current	
3530073130	3130	05/18/2022	000X9WG	000X9WG	RODRIGUEZ/YUMA, AZ / PHOENIX, AZ	\$1,894.94	\$0.00	\$0.00	\$1,894.94	
3530075760	5760	07/25/2022	061322B	0383001	SUMMUS INDUSTRIES - DELL	\$150.00	\$0.00	\$0.00	\$150.00	
3530075787	5787	07/25/2022	061322B	0383001	SUMMUS INDUSTRIES - DELL	\$2,090.00	\$0.00	\$0.00	\$2,090.00	
Grand Total:						\$4,134.94	\$0.00	\$0.00	\$4,134.94	

FRS → Account → Open Commitment

Fiscal Year	Account	SRS	Support Account	Subcode	TC	Description	Budget	Actual	Encumbrance	Amount	Batch Date	Batch Ref	D Or C
2023		N	20001	5760	057	SUMMUS INDUSTRIES - DELL	\$0.00	\$0.00	\$150.00	\$150.00	09/01/2022	ENCZ05	D
2023		N	20001	5787	057	SUMMUS INDUSTRIES - DELL	\$0.00	\$0.00	\$2,090.00	\$2,090.00	09/01/2022	ENCZ05	D
2023		N	20001	5760	068	SUMMUS INDUSTRIES - DELL	\$0.00	\$150.00	(\$150.00)	\$150.00	09/29/2022	PVP172	P
2023		N	20001	5787	068	SUMMUS INDUSTRIES - DELL	\$0.00	\$2,090.00	(\$2,090.00)	\$2,090.00	09/29/2022	PVP172	P

FRS → Account → Transactions

YEAR END FLAGS

- ▶ T – Transfer
 - ▶ Only carries forward encumbrances and budget to cover those encumbrances
 - ▶ Rolls forward on Batch Reference of BBFE
 - ▶ Any remaining balance at year end will be transferred to another account:
 - ▶ Account specified on attribute module in canopy and screen 006 in FAMIS in field “year-end account”
 - ▶ Designated tuition and some indirect accounts



YEAR END FLAG – TRANSFER

Account: [Redacted] Dept: **ARTS College Of Liberal Arts** Freeze: No SRS: No
 Responsible Person: [Redacted] Sub-Dept: Delete: No

Select an account: or type in an account number [Redacted]

Core Information

Account Title: [Redacted]	Freeze Flag: N	SA Transactions		SRS
Responsible Person: [Redacted]	Drop Flag: N	Budget	Actuals	N
Resp Accountant: [Redacted]	Delete Flag: N	Expense: N	N	
Map Code: 22500	SA Create Enable: N	Revenue: N	N	

Account Hierarchy

	Campus	Department	Sub Department	Exec Level	Division	College	Mail Code	Statement
Primary:		ARTS		AA	LA			
Secondary:								
Admin:								
Center:								

Financial Reporting

AFR Fund Group: 20	Function: 15	Element of Cost:
Fund Group: DS	Sub Function:	Sub Element of Cost:
Sub Fund Group: DF	Aux Code:	Effort Category: DRES
Sub Sub:	Rev Pledged:	Restricted:
Fund Source: 21 IDC		
USAS Cd:		

Budget and Operations

ABR Rule: 001	Gen Exp Bud: Y
Bottom Line Ctrl: Y	Delg Type:
Default Cat Ctrl: N	Year End Process: T
Default Cat Tol Pct: 0	Year End Account: 2259104000
Foreign Tvl:	Roll BBA to Base:

Obj Trans **Subcode Edits**

Cat	Type	Low	High	Match
Cost Ref 1:				
Cost Ref 2:				

FRS → Account → Attributes

YEAR END FLAGS - TRANSFER

Object Code	Description	C P	Budget	CM Actual	Actual	Encumbrance	Available
0324	Indirect Cost Revenue - Private		(\$34.08)	\$0.00	(\$34.08)	\$0.00	\$0.00
****	Total Revenue Pool		(\$34.08)	\$0.00	(\$34.08)	\$0.00	\$0.00
3000	Travel Pool		\$412.35	\$0.00	\$0.00	\$0.00	\$412.35
****	Total Travel Pool		\$412.35	\$0.00	\$0.00	\$0.00	\$412.35
4000	Other Exp Pool		\$34.08	\$0.00	\$0.00	\$0.00	\$34.08
****	Total Other Exp Pool		\$34.08	\$0.00	\$0.00	\$0.00	\$34.08
****	Total Expenses		\$446.43	\$0.00	\$0.00	\$0.00	\$446.43

FRS → Account → Summary


Fiscal Year	Account	SRS	Support Account	Subcode	TC	Ref1	Ref2Desc	Description	Budget	Actual	Batch Date	Batch Ref	Offset
2017		N	00000	0324	061			INDIRECT COST	\$0.00	(\$50.04)	9/30/2016	INDZ01	621890-9630
							ARTS RETURN IDC						
2017		N	00000	3000	022		TO PIS	ARTS RETURN IDC TO PIS	\$412.35	\$0.00	10/3/2016	3089JF	225910-4000
2017		N	00000	0001	021	GEB1014		REVENUE BUDGET ALLOCATION	(\$50.04)	\$0.00	10/14/2016	GEBZ01	
2017		N	00000	4000	021	GEB1014		EXPENSE BUDGET ALLOCATION	\$50.04	\$0.00	10/14/2016	GEBZ01	
2017		N	00000	0324	061			INDIRECT COST	\$0.00	(\$1.03)	11/30/2016	INDZ01	621890-9630
2017		N	00000	0001	021	GEB1130		REVENUE BUDGET ALLOCATION	(\$1.03)	\$0.00	11/30/2016	GEBZ05	
2017		N	00000	4000	021	GEB1130		EXPENSE BUDGET ALLOCATION	\$1.03	\$0.00	11/30/2016	GEBZ05	
2017		N	00000	0324	060			IDC CHARGE CORRECTION	\$0.00	\$16.99	2/17/2017	JE0240	621890-9630
2017		N	00000	0001	021	GEB0217		REVENUE BUDGET ALLOCATION	\$16.99	\$0.00	2/17/2017	GEBZ01	
2017		N	00000	4000	021	GEB0217		EXPENSE BUDGET ALLOCATION	(\$16.99)	\$0.00	2/17/2017	GEBZ01	
2017		N	00000	3000	022			CLOSE EXPENSE BUDGET	(\$412.35)	\$0.00	8/31/2017	BUDC01	225910-4000
2017		N	00000	4000	022			CLOSE EXPENSE BUDGET	(\$34.08)	\$0.00	8/31/2017	BUDC01	225910-4000

FRS → Account → Transactions

YEAR END FLAG - FISCAL

F - Fiscal Year

- ▶ Carries forward all unexpended balances including encumbrances, revenue and expense budget
- ▶ Creates a Batch Reference
 - ▶ BBFE (Budget Brought Forward Encumbrance)
 - ▶ BBF (Budget Brought Forward) for all BBA
- ▶ Local accounts – gift and material fee accounts



YEAR END FLAG - FISCAL

Available Balances Year
End FY2022 –

Object Code	Description	C	P	Budget	CM Actual	Actual	Encumbrance	Available
+ 0001	Revenue Pool			(\$16,332.37)	(\$5.00)	(\$16,332.37)	\$0.00	\$0.00
+ 1100	Salaries Pool			\$0.00	\$0.00	\$0.00	\$0.00	\$0.00
+ 1700	Wages - Faculty			\$0.00	\$0.00	\$0.00	\$0.00	\$0.00
+ 1720	Wages - Classified			\$311.50	\$0.00	\$50.00	\$0.00	\$261.50
+ 1740	Wages - Student			\$100.00	\$0.00	\$0.00	\$0.00	\$100.00
+ 1900	Benefits Pool			\$5.45	\$0.00	\$5.45	\$0.00	\$0.00
+ 3000	Travel Pool			\$83.51	\$0.00	\$254.16	\$0.00	(\$170.65)
+ 4000	Other Exp Pool			\$18,738.42	\$0.00	\$10,050.09	\$1,523.02	\$7,165.31
+ 5000	Utilities Pool			\$0.00	\$0.00	\$0.00	\$0.00	\$0.00
+ 5900	Scholarships Pool			\$0.00	\$0.00	\$0.00	\$0.00	\$0.00
+ 8000	Capital Outlay Pool			\$0.00	\$0.00	\$0.00	\$0.00	\$0.00
***	Total Direct Expense			\$19,238.88	\$0.00	\$10,359.70	\$1,523.02	\$7,356.16
+ 9600	Indirect Cost Pool			\$0.00	\$0.00	\$0.00	\$0.00	\$0.00
****	Total Expenses			\$19,238.88	\$0.00	\$10,359.70	\$1,523.02	\$7,356.16

FRS → Account → Summary


BBF FY2023

Subcode	TC	Ref1	Ref2	Ref4	Description	Amount	Batch Date	Batch Ref	D Or C
4000	027		BBF2022		RESERVE FOR ENCUMBRANCE	\$1,523.02	09/01/2022	BBFF01	D
1720	027		BBF2022		BUDGET BROUGHT FORWARD	\$261.50	09/01/2022	BBF001	D
1740	027		BBF2022		BUDGET BROUGHT FORWARD	\$100.00	09/01/2022	BBF001	D
3000	027		BBF2022		BUDGET BROUGHT FORWARD	(\$170.65)	09/01/2022	BBF001	C
4000	027		BBF2022		BUDGET BROUGHT FORWARD	\$7,160.31	09/01/2022	BBF001	D
4000	027		BBF2022		BUDGET BROUGHT FORWARD	\$5.00	09/01/2022	BBF004	D

FRS → Account → Transactions

YEAR END FLAG - PROJECT

- ▶ P-Project Accounts
 - ▶ Carry forward all balances
 - ▶ Including encumbrances, revenue and expense budget and actuals
 - ▶ Creates a Batch Reference
 - ▶ BBFE (Budget Brought Forward Encumbrance)
 - ▶ BBPJ (Budget Brought Forward Project)
 - ▶ BBPA (Beginning Balance Project Actuals)
 - ▶ Can Retrieve totals from inception
 - ▶ Grant and Contract Accounts



YEAR END FLAG - PROJECT

Year Ending Project Actuals

Object Code	Description	C P	Budget	CM Actual	Actual	Encumbrance	Available
0001	Revenue Pool		(\$11,863.31)	\$0.00	\$0.00	\$0.00	(\$11,863.31)
0250	Federal Contracts & Grants		(\$23,136.69)	(\$23,136.69)	(\$23,136.69)	\$0.00	\$0.00
****	Total Revenue Pool	➔	(\$35,000.00)	(\$23,136.69)	(\$23,136.69)	\$0.00	(\$11,863.31)
1510	Sal-Support Staff - Professional		\$7,931.22	\$0.00	\$7,931.22	\$0.00	\$0.00
1610	Longevity Pay		\$23.09	\$0.00	\$23.09	\$0.00	\$0.00
1910	Employee Insurance Payments		\$991.18	\$0.00	\$991.18	\$0.00	\$0.00
1920	FICA Contributions (OASI Matching)		\$602.90	\$0.00	\$602.90	\$0.00	\$0.00
1945	Worker's Compensation Assessments		\$17.19	\$0.00	\$17.19	\$0.00	\$0.00
1950	Unemployment Compensation Insurance		\$11.95	\$0.00	\$11.95	\$0.00	\$0.00
1951	Lump Sum Assessment		\$83.26	\$0.00	\$83.26	\$0.00	\$0.00
1960	TRS Matching Contribution		\$540.88	\$0.00	\$540.88	\$0.00	\$0.00
****	Total All Expense Pool	➔	\$10,201.67	\$0.00	\$10,201.67	\$0.00	\$0.00
6401	Subgrants/Subcontracts Pool		(\$4,354.26)	\$0.00	\$0.00	\$0.00	(\$4,354.26)
6437	Subawards-Fed-Other-first \$25,000		\$6,936.62	\$0.00	\$6,936.62	\$0.00	\$0.00
6439	Subawards-Fed-TAMUS/RF-First \$25K		\$13,141.89	\$0.00	\$0.00	\$13,141.89	\$0.00
****	Total Subgrants/Subcontracts Pool	➔	\$15,724.25	\$0.00	\$6,936.62	\$13,141.89	(\$4,354.26)
***	Total Direct Expense		\$25,925.92	\$0.00	\$17,138.29	\$13,141.89	(\$4,354.26)
9600	Indirect Cost Pool		\$3,075.68	\$0.00	\$0.00	\$0.00	\$3,075.68
9610	Indirect Cost - Federal		\$5,998.40	\$0.00	\$5,998.40	\$0.00	\$0.00
****	Total Indirect Cost Pool	➔	\$9,074.08	\$0.00	\$5,998.40	\$0.00	\$3,075.68
****	Total Expenses		\$35,000.00	\$0.00	\$23,136.69	\$13,141.89	(\$1,278.58)

FRS ➔ Account ➔ Summary

YEAR END FLAG - PROJECT

FY Beginning Balances

Fiscal Year	Account	SRS	Support Account	Subcode	TC	Ref2	Description	Budget	Actual	Encumbrance	Amount	Batch Date	Batch Ref
2018		N	00001	0001	02	BBF2017	PROJECT BUDGET FORWARD	(\$35,000.00)	\$0.00	\$0.00	-35000.00	9/1/2017	BBPJ01
2018		N	00001	1000	02	BBF2017	PROJECT BUDGET FORWARD	\$10,201.67	\$0.00	\$0.00	10201.67	9/1/2017	BBPJ01
2018		N	00001	6401	02	BBF2017	PROJECT BUDGET FORWARD	\$15,724.25	\$0.00	\$0.00	15724.25	9/1/2017	BBPJ01
2018		N	00001	9600	02	BBF2017	PROJECT BUDGET FORWARD	\$9,074.08	\$0.00	\$0.00	9074.08	9/1/2017	BBPJ01
2018		N	00001	1510	098	BBF2017	PRIOR YEAR ACTUALS	\$0.00	\$7,931.22	\$0.00	7931.22	9/1/2017	BBPA01
2018		N	00001	1610	098	BBF2017	PRIOR YEAR ACTUALS	\$0.00	\$23.09	\$0.00	23.09	9/1/2017	BBPA01
2018		N	00001	1910	098	BBF2017	PRIOR YEAR ACTUALS	\$0.00	\$991.18	\$0.00	991.18	9/1/2017	BBPA01
2018		N	00001	1920	098	BBF2017	PRIOR YEAR ACTUALS	\$0.00	\$602.90	\$0.00	602.90	9/1/2017	BBPA01
2018		N	00001	1945	098	BBF2017	PRIOR YEAR ACTUALS	\$0.00	\$17.19	\$0.00	17.19	9/1/2017	BBPA01
2018		N	00001	1950	098	BBF2017	PRIOR YEAR ACTUALS	\$0.00	\$11.95	\$0.00	11.95	9/1/2017	BBPA01
2018		N	00001	1951	098	BBF2017	PRIOR YEAR ACTUALS	\$0.00	\$83.26	\$0.00	83.26	9/1/2017	BBPA01
2018		N	00001	1960	098	BBF2017	PRIOR YEAR ACTUALS	\$0.00	\$540.88	\$0.00	540.88	9/1/2017	BBPA01
2018		N	00001	6437	098	BBF2017	PRIOR YEAR ACTUALS	\$0.00	\$6,936.62	\$0.00	6936.62	9/1/2017	BBPA01
2018		N	00001	9610	098	BBF2017	PRIOR YEAR ACTUALS	\$0.00	\$5,998.40	\$0.00	5998.40	9/1/2017	BBPA01
2018		N	00001	6439	057	E700050	CAMBER CORPORATION	\$0.00	\$0.00	\$13,141.89	13141.89	9/1/2017	ENC705
2018		N	00001	0250	098	BBF2017	PRIOR YEAR ACTUALS	\$0.00	(\$23,136.69)	\$0.00	-23136.69	9/1/2017	BBPA13
2018		N	00001	0250	060	7AF0041	Grants Receivable	\$0.00	\$23,136.69	\$0.00	23136.69	9/1/2017	RAFRO2

FRS → Account → Transactions



YEAR END ACCRUALS

- 1) Receiving has been done by each department but item has not paid
- 2) YER217 job created to book accrual
- 3) Once it posts it creates a reversing entry in the new year on a batch reference of RYR217.

Account Number: or type in a bank number:

Months: Thru: Subcode: TC: Ref2: Ref4: Tra

(TOTAL ITEMS: 28) (DIRECT)

Subcode	TC	Ref1	Ref2	Ref4	Description	Amount	Batch Date	Batch Ref
5760	061	 P700378	 P700378	TEM	DELL MARKETING LP	\$350.48	08/31/2019	YER217

FRS ➡ Account ➡ Transactions



Example of YER217 batch being reversed in the new year and paid.

Account Number: or type in a bank number:

Months: Sep Thru: Nov Subcode: 5760 TC: Ref2: Ref4: Transaction Type: Direct

Submit Reset

Account	TC	Batch Ref	Batch Ref	Account	Amount	Date	Batch Ref	Account	Details
5760	061	P700378	P700378	DELL MARKETING LP	(\$350.48)	09/01/2019	RYR217	N	020701-2101
5760	051	P700378	P700378	DELL MARKETING LP	\$350.48	09/01/2019	RYR217	D	
5760	068	P700378	2000102	DELL MARKETING LP	\$350.48	09/09/2019	PVP820	P	020701-2100

FRS → Account → Transactions

TC	Amount	Batch Ref
061	(\$350.48)	RYR217
068	\$350.48	PVP820

reversal of YER payment in new fiscal year
\$ 0 net effect in new year

GLOBAL SUB-CODE EDIT

- ▶ Global Sub-code Edit – Determines allowable and non-allowable sub-codes specific to certain types of accounts.
 - ▶ Screen 803 in FAMIS is a Sub-code Edit Table that displays standard restrictions and non restrictions applicable to certain types of accounts.
 - ▶ The low and High sub-code fields define a specific range that will either be allowable or not allowable for the account listed in “Mask of Account field”.
 - ▶ Y – indicates that the sub-code or sub-code range is allowable.
 - ▶ N- indicates that the sub-code or sub-code range is not allowable.
 - ▶ Screen 008 in FAMIS allows you to place a sub-code edit specific to an account that normally would allow or disallow certain sub-codes.



GLOBAL SUB-CODE EDIT

803 Maintain Global Subcode Edit Table

Screen:

Func Code	Mask of Account	Low Subcd	High Subcd	Valid Match	Message
—	0XXXXX	5994	5994	N	
—	0XXXXX	5710	5718	Y	
—	0XXXXX	5720	5726	Y	
—	XXXXXX	0261	0261	N	
—	XXXXXX	0253	0253	N	
—	XXXXXX	5710	5745	N	
—	XXXXXX	5791	5791	N	
—	XXXXXX	5797	5797	N	
—	XXXXXX	6250	6250	N	
—	1XXXXX	5242	5242	N	
—	XXXXXX	8511	8511	N	
—	1609XX	4000	4000	Y	
—	1609XX	5000	5000	Y	
—	1609XX	5773	5773	Y	

GLOBAL SUB-CODE EDIT

803 Maintain Global Subcode Edit Table

Screen: _____

Func Code	Mask of Account	Low Subcd	High Subcd	Valid Match
—	XXXXXX	0080	0080	N
—	XXXXXX	0115	0115	N
—	XXXXXX	0199	0199	N
—	XXXXXX	0505	0505	N
—	XXXXXX	0508	0508	N
—	XXXXXX	0509	0509	N
—	XXXXXX	0594	0594	N
—	XXXXXX	3035	3040	N
—	XXXXXX	3050	3050	Y
—	XXXXXX	3051	3060	N
—	XXXXXX	3150	3160	N
—	XXXXXX	3135	3140	N
—	XXXXXX	4994	4994	N
—	XXXXXX	5010	5025	N

008 S. Attributes 2

04/28/23 14:46

FY 2023 CC 15

SRS: N

Screen: _____ Account: _____

Element of Cost: _____ Sub-El: _____ Foreign Tvl: _____ Gen Exp Bud: _____
 Effort Category: **DOIA** Foreign Per: _____ Admin/Clerical: _____
 Salary Sav. Dist: _____ Rev Pledged: _____ Restricted: _____
 Fac Salary Sav. Dist: _____ Pyrl Acct Anal: **5010** Delg Type: _____
 Fac Savings Form 500: _____ Int Exempt: _____ Int Exe Reason: _____
 Grad Savings Form 500: _____ Interest Acct: _____
 ETravel Fee: _____
 USAS Cd: _____ Obj Trans --- Subcode Edits ---
 Bond Issue: _____ Cat Type Low High Match
 Budget Sort: _____ Cost Ref 1: _____ **0199 0199 Y**
 Gift Fee Exempt: _____ Cost Ref 2: _____
 A/R Clerk Cd: _____ Cap. Campaign: _____
 GCP/Constr.Proj: _____

Screen 008 sub-code edit is an exception to the rule and has to be approved by Assistant Controller.

SUB CODE EDIT – ACCOUNT LEVEL

Budget and Operations					
ABR Rule:	001	Gen Exp Bud:			
Bottom Line Ctrl:	Y	Delg Type:			
Default Cat Ctrl:	N	Year End Process:	E		
Default Cat Tol Pct:	0	Year End Account:			
Foreign Tvl:		Roll BBA to Base:			
Obj Trans		Subcode Edits			
	Cat	Type	Low	High	Match
Cost Ref 1:			0199	0199	Y
Cost Ref 2:					

FRS → Account → Attributes

GENERATE EXPENSE BUDGET (GEB)

- ▶ Generates Revenue and Expense Budget (GEBZ)
- ▶ Self Funding
- ▶ Can only spend revenue received
- ▶ Examples
 - ▶ Indirect Cost Accounts
 - ▶ Summer Camp Accounts
 - ▶ Residual Accounts



GENERATE EXPENSE BUDGET (GEB)

► GEB Account

Fiscal Year	Account	SRS	Support Account	Subcode	TC	Ref1	Description	Budget	Actual	Encumbrance	Amount	Batch Date	Batch Ref
2023		N	00000	0292	060		Ralph D. McFarland	\$0.00	(\$5.00)	\$0.00	(\$5.00)	10/18/2022	JE1043
2023		N	00000	4000	021	GEB1019	EXPENSE BUDGET ALLOCATION	\$5.00	\$0.00	\$0.00	\$5.00	10/19/2022	GEBZ01
2023		N	00000	0001	021	GEB1116	REVENUE BUDGET ALLOCATION	(\$5.00)	\$0.00	\$0.00	(\$5.00)	11/16/2022	GEBZ01
2023		N	00000	0292	060		Ralph D. McFarland	\$0.00	(\$5.00)	\$0.00	(\$5.00)	11/15/2022	JE1143
2023		N	00000	4000	021	GEB1116	EXPENSE BUDGET ALLOCATION	\$5.00	\$0.00	\$0.00	\$5.00	11/16/2022	GEBZ01
2023		N	00000	0292	060		Ralph D. McFarland	\$0.00	(\$5.00)	\$0.00	(\$5.00)	11/30/2022	JE1194
2023		N	00000	0001	021	GEB1130	REVENUE BUDGET ALLOCATION	(\$5.00)	\$0.00	\$0.00	(\$5.00)	11/30/2022	GEBZ02
2023		N	00000	4000	021	GEB1130	EXPENSE BUDGET ALLOCATION	\$5.00	\$0.00	\$0.00	\$5.00	11/30/2022	GEBZ02
2023		N	00000	0292	060		Ralph D. McFarland	\$0.00	(\$5.00)	\$0.00	(\$5.00)	12/21/2022	JE1268
2023		N	00000	0001	021	GEB1221	REVENUE BUDGET ALLOCATION	(\$5.00)	\$0.00	\$0.00	(\$5.00)	12/21/2022	GEBZ01
2023		N	00000	4000	021	GEB1221	EXPENSE BUDGET ALLOCATION	\$5.00	\$0.00	\$0.00	\$5.00	12/21/2022	GEBZ01

FRS ➡ Account ➡ Transactions

CLOSING ACCOUNTS

- ▶ Account Balances
 - ▶ GL/SL Balances
 - ▶ Fund Balance
 - ▶ Receivables and Payables
 - ▶ Any Support Accounts must have \$0 balance
- ▶ Request for Closure
 - ▶ If there have been NO transactions during the FY, the account can be dropped immediately.
 - ▶ Otherwise, the account will be frozen and dropped at year-end.



ACCOUNT READY FOR CLOSE

S/L Account

Object Code	Description	C P	Budget	CM Actual	Actual	Encumbrance	Available
0254	Local Contracts & Grants		(\$15,000.00)	\$0.00	(\$15,000.00)	\$0.00	\$0.00
****	Total Revenue Pool		(\$15,000.00)	\$0.00	(\$15,000.00)	\$0.00	\$0.00
3000	Travel Pool		(\$424.99)	\$0.00	\$0.00	\$0.00	(\$424.99)
3010	Tvl-In-Public Trans. - Auto Rental		\$253.50	\$0.00	\$253.50	\$0.00	\$0.00
3025	Tvl-In-Incidental Expenses		\$171.49	\$0.00	\$171.49	\$0.00	\$0.00
****	Total Travel Pool		\$0.00	\$0.00	\$424.99	\$0.00	(\$424.99)
4000	Other Exp Pool		\$424.99	\$0.00	\$0.00	\$0.00	\$424.99
4010	Supplies - Office General		\$120.50	\$0.00	\$120.50	\$0.00	\$0.00
4011	Supplies - Paper Goods & Janitorial		\$325.35	\$0.00	\$325.35	\$0.00	\$0.00
4012	Supplies - Education		\$115.12	\$0.00	\$115.12	\$0.00	\$0.00
4014	Supplies - Other (Incl Ammunition)		\$104.99	\$0.00	\$104.99	\$0.00	\$0.00
4075	Shop and Industrial Supplies		\$876.72	\$0.00	\$876.72	\$0.00	\$0.00
4076	Building Supplies and Materials		\$306.62	\$0.00	\$306.62	\$0.00	\$0.00
4085	Furnishings & Equipment (non-inven)		\$348.59	\$0.00	\$348.59	\$0.00	\$0.00
5237	Fees - E-Travel System		\$21.60	\$0.00	\$21.60	\$0.00	\$0.00
5434	Lecturers - Travel Exp w/Receipts		\$887.25	\$0.00	\$887.25	\$0.00	\$0.00
5435	Lecturers - Higher Education		\$8,300.00	\$0.00	\$8,300.00	\$0.00	\$0.00
5616	SVCS - Reproduction, Scan, Imaging		\$1,706.95	\$0.00	\$1,706.95	\$0.00	\$0.00
5641	Advertising Services - All Other		\$48.00	\$0.00	\$48.00	\$0.00	\$0.00
5650	Freight/Delivery Services		\$92.68	\$0.00	\$92.68	\$0.00	\$0.00
5655	Postal Services		\$634.66	\$0.00	\$634.66	\$0.00	\$0.00
5670	Other Contracted Services		\$186.95	\$0.00	\$186.95	\$0.00	\$0.00
5695	Contracted Services-Trv-Hotel w/rec		\$317.19	\$0.00	\$317.19	\$0.00	\$0.00
5753	Shop and Indust Equip - \$0-4,999.99		\$181.84	\$0.00	\$181.84	\$0.00	\$0.00
****	Total Other Exp Pool		\$15,000.00	\$0.00	\$14,575.01	\$0.00	\$424.99
****	Total Expenses		\$15,000.00	\$0.00	\$15,000.00	\$0.00	\$0.00

G/L Account

Acct Cntl	Description	Begin Balance	Current Month	YTD
1100	Claim on Cash	\$4,583.03	\$0.00	\$0.00
2100	Accounts Payable	\$0.00	\$0.00	\$0.00
2750	Unearned Revenue	(\$4,583.03)	\$0.00	\$0.00
3600	Fund Bal-Restricted Ledger 6	\$0.00	\$0.00	\$0.00
9140	Restricted Revenue Budget Summary	\$0.00	\$0.00	(\$15,000.00)
9150	Restricted Expense Budget Summary	\$0.00	\$0.00	\$15,000.00
9160	Restricted Surplus/Deficit Budget	\$0.00	\$0.00	\$0.00
9360	Revenue Sum Ledger 6	\$0.00	\$0.00	(\$12,083.03)
9560	Expense Sum Ledger 6	\$0.00	\$0.00	\$12,083.03
9660	Encumb Sum Ledger 6	\$0.00	\$0.00	\$0.00
****	Account Total	\$0.00	\$0.00	\$0.00

FRS → Account → Summary



ACCOUNT NOT READY FOR CLOSURE

Object Code	Description	C P	Budget	CM Actual	Actual	Encumbrance	Available	Acct Cntl	Description	Begin Balance	Current Month	YTD
0001	Revenue Pool		(\$64,814.54)	\$0.00	(\$64,814.54)	\$0.00	\$0.00	1100	Claim on Cash	(\$31,354.79)	\$0.00	\$7.61
1100	Salaries Pool		\$6,461.58	\$0.00	\$6,461.58	\$0.00	\$0.00	1320	Travel Advances Receivable	(\$7.61)	\$0.00	(\$7.61)
1700	Wages - Faculty		\$4,465.43	\$0.00	\$4,465.43	\$0.00	\$0.00	1390	Unbilled Receivables - Federal	\$36,302.59	\$0.00	\$0.00
1720	Wages - Classified		\$4,800.00	\$0.00	\$4,800.00	\$0.00	\$0.00	2100	Accounts Payable	(\$4,940.19)	\$0.00	\$0.00
1740	Wages - Student		\$1,215.50	\$0.00	\$1,215.50	\$0.00	\$0.00	3600	Fund Bal-Restricted Ledger 6	\$0.00	\$0.00	\$0.00
1900	Benefits Pool		\$2,419.68	\$0.00	\$2,419.68	\$0.00	\$0.00	9140	Restricted Revenue Budget Summary	\$0.00	\$0.00	(\$1,088,964.86)
3000	Travel Pool		\$14,200.48	\$0.00	\$14,200.48	\$0.00	\$0.00	9150	Restricted Expense Budget Summary	\$0.00	\$0.00	\$1,088,964.86
4000	Other Exp Pool		\$24,635.39	\$0.00	\$24,635.39	\$0.00	\$0.00	9160	Restricted Surplus/Deficit Budget	\$0.00	\$0.00	\$0.00
5000	Utilities Pool		\$88.92	\$0.00	\$88.92	\$0.00	\$0.00	9360	Revenue Sum Ledger 6	\$0.00	\$0.00	(\$64,814.54)
5900	Scholarships Pool		\$1,845.00	\$0.00	\$1,845.00	\$0.00	\$0.00	9560	Expense Sum Ledger 6	\$0.00	\$0.00	\$64,814.54
8000	Capital Outlay Pool		\$0.00	\$0.00	\$0.00	\$0.00	\$0.00	9660	Encumb Sum Ledger 6	\$1,617.70	\$0.00	\$0.00
***	Total Direct Expense		\$60,131.98	\$0.00	\$60,131.98	\$0.00	\$0.00	****	Account Total	\$0.00	\$0.00	\$0.00
9600	Indirect Cost Pool		\$4,682.56	\$0.00	\$4,682.56	\$0.00	\$0.00					
****	Total Expenses		\$64,814.54	\$0.00	\$64,814.54	\$0.00	\$0.00					

S/L Balance

G/L Balance

FRS → Account → Summary



BANNER REVERSALS

- ❖ Banner reversals are generated to ensure tuition payments are recorded in the proper year.
 - Registration for the fall semester occurs during the period April – August of the current year. The payments are not recorded in Famis until the Bursar Office calculates billing for the fall term.
 - Billing calculations are normally done in July and August and post to an account in Famis on a batch reference (BNR001), with a description “Banner Load.”
 - These batches can include corrections to summer billing and payments for summer tuition .
- ❖ A JE is prepared to defer revenue collected for the fall semester because it is unearned revenue. There can be several throughout the month of July and August. Not allowed to make AFR entries at this time.

BANNER REVERSALS

❖ Year end reversing Entries

- At year end an entry is made to reverse out the JE's prepared to defer revenue and create a corresponding AFR entry.
- The corresponding AFR entry is prepared entitled Banner Reversal to reverse the total tuition payments received for fall tuition and post them in September of the new year. This will be on a batch reference (AFRXXX).

BANNER TRANSACTIONS

- 1) Banner Load-Billing Calculations
- 2) August Deferred Revenue (AFR entry can't be done at this time)
- 3) Reverse August Deferred Revenue
- 4) Post reversal in an AFR entry to reverse Banner load (BNR001)

Fiscal Year	Account	SRS	Support Account	Subcode	TC	Description	Budget	Actual	Encumbrance	Amount	Batch Date	Batch Ref	
2022		N	00000	5915	060	August 2022 Deferred Revenue	\$0.00	(\$2,214.99)	\$0.00	(\$2,214.99)	08/22/2022	JE0858	(2)
2022		N	00000	5915	063	BANNER LOAD	\$0.00	\$2,214.99	\$0.00	\$2,214.99	08/21/2022	BNR001	(1)
2022		N	00000	5915	060	Reverse August 2022 Deferred Revenue	\$0.00	\$2,214.99	\$0.00	\$2,214.99	08/31/2022	JE8020	(3)
2022		N	00000	5915	060	Banner Reversal	\$0.00	(\$2,214.99)	\$0.00	(\$2,214.99)	08/31/2022	AFR012	(4)

Account Number: or type in a bank number:

Months: Thru: Subcode: TC: Ref2: Ref4:

(TOTAL ITEMS: 1) (DIRECT)

Subcode	TC	Ref1	Ref2	Ref4	Description	Amount	Batch Date	Batch Ref
5915	060	AFR012	2AF0934		Banner Reversal	\$2,214.99	09/01/2022	RAFR01

FRS → Account → Transactions

ANY QUESTIONS?





Thank
You