

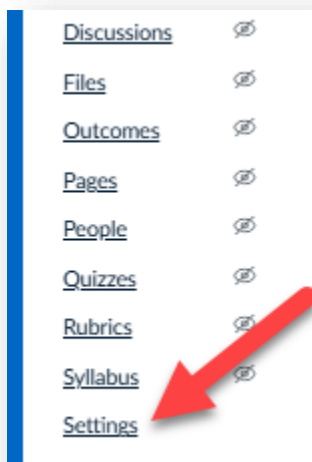
Locating and Restoring the Simple Syllabus Link to Your Course Menu

The Simple Syllabus link gives you and your students access to your syllabus and to the Simple Syllabus website. It is imperative that this link is always available in your Canvas course.

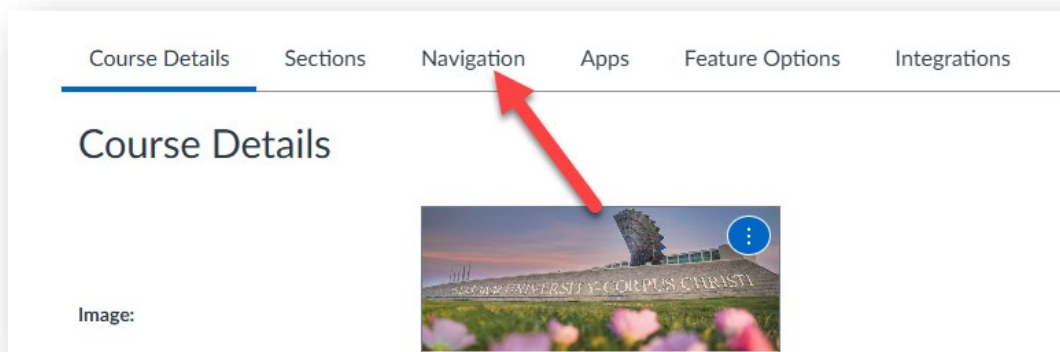
When copying content from a previous semester's course, you should NEVER use the option for copying ALL CONTENT. This option will remove the Simple Syllabus link. The process for copying content from previous semesters is available on our [TAMUCC Simple Syllabus page](#).

If you have done this, you will need to restore the link following the process below.

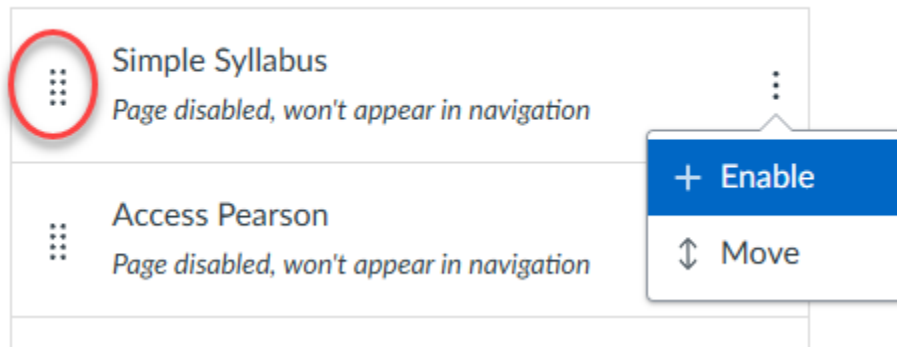
1. Go to the Course **Settings** at the bottom of the Course Menu.



2. Next, click on the **Navigation** tab.



3. Locate the Simple Syllabus link, click on the 3 dots and click **Enable**. You can also move the link back to its original location, right under the Homepage link, by clicking the 8 dots on the left of the link and dragging it there.



4. Click **Save** at the bottom of the page.
5. Return to your course Homepage to verify the process was successful.