

T E X A S

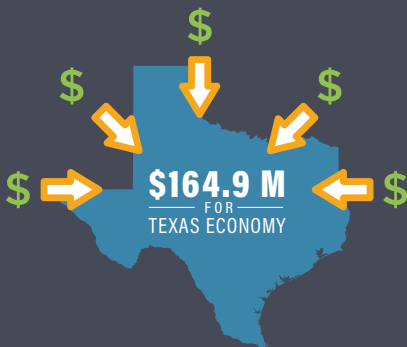
Council of Public University  
Presidents and Chancellors



# A COLLEGE EDUCATION PROVIDES A LIFETIME OF VALUE

## HIGHER EDUCATION IN TEXAS IMPACTS THE ECONOMY.

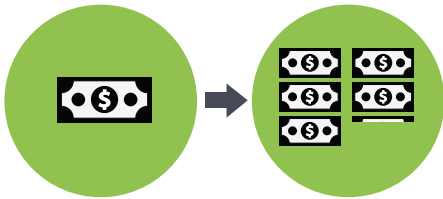
Texas public general academic colleges and universities provide an economic value to the State.



OUT-OF-STATE VISITORS ATTRACTED TO TEXAS FOR ACTIVITIES AT PUBLIC GENERAL ACADEMIC COLLEGES AND UNIVERSITIES BROUGHT NEW DOLLARS TO THE ECONOMY THROUGH THEIR SPENDING AT HOTELS, RESTAURANTS, GAS STATIONS, AND OTHER STATE BUSINESSES. VISITOR SPENDING ADDED APPROXIMATELY **\$164.9 MILLION IN STATE INCOME FOR THE TEXAS ECONOMY.**

*(Demonstrating the Economic Value of Texas Public General Academic Colleges and Universities, "Executive Summary", January 2015)*

FOR EVERY \$1 IN TAXPAYER DOLLARS INVESTED IN PUBLIC UNIVERSITIES, THERE IS A \$5.10 RETURN.



The average annual return on the taxpayer's investment is

**15.3%**

*(Demonstrating the Economic Value of Texas Public General Academic Colleges and Universities, "Executive Summary", January 2015)*

### RESEARCH SPENDING OF ALL

**39** PUBLIC GENERAL ACADEMIC COLLEGES AND UNIVERSITIES



### GENERATED

**\$1.9** BILLION IN ADDED STATE INCOME FOR THE TEXAS ECONOMY IN FY13



### WHICH IS EQUIVALENT TO CREATING

**32,940** NEW JOBS



*(Demonstrating the Economic Value of Texas Public General Academic Colleges and Universities, "Executive Summary", January 2015)*

### TEXAS INTELLECTUAL PROPERTY GENERATED BY PUBLIC UNIVERSITIES

	FY12	FY13	FY14	FY15	FY16
INVENTIONS	1,056	1,137	1,224	1,339	1,341
PATENTS	227	248	265	287	298
LICENSES	219	223	239	355	350

*(Statistics Access for Technology Transfer (STATT) Database, Association of University Technology Managers/AUTM; membership required)*

TEXAS

Council of Public University  
Presidents and Chancellors



# A COLLEGE EDUCATION PROVIDES A LIFETIME OF VALUE

## JUST AS STUDENTS BENEFIT FROM A COLLEGE EDUCATION, SO DO TEXAS COMMUNITIES AND OUR SOCIETY.

Texans with a  
bachelor's  
degree or higher:

**4.3%**

**POVERTY  
RATE**



Texans with a high  
school education  
(includes equivalency):

**14.7%**

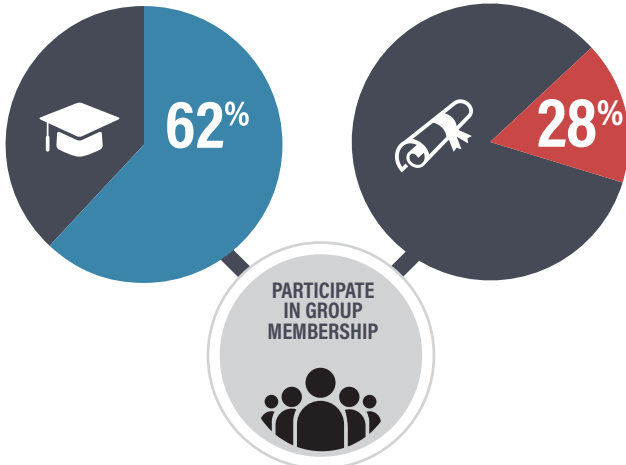
POVERTY RATE FOR TEXANS AGE 25 AND OVER FOR WHOM  
POVERTY STATUS IS DETERMINED BY EDUCATIONAL ATTAINMENT LEVEL.

### TEXAS PARTICIPATION IN GROUP MEMBERSHIP

(religious, neighborhood, sports leagues,  
social/charitable organizations)

TEXANS WITH A  
BACHELOR'S DEGREE:

TEXANS WITH A  
HIGH SCHOOL EDUCATION:



(2016 Annette Strauss Institute for Civic Life "2018 Texas Civic Health Index")

### TEXAS' LABOR FORCE PARTICIPATION RATE

**74.9%**

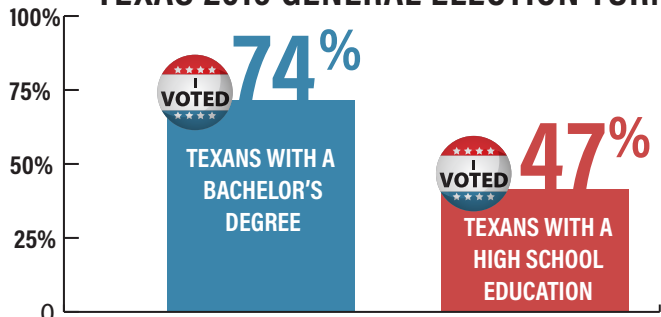
Texans with a bachelor's degree or higher in labor force

**61.4%**

Texans with a high school education in labor force

(Texas Workforce Commission "2016 Texas Annual Economic Report")

### TEXAS 2016 GENERAL ELECTION TURNOUT



(2016 Annette Strauss Institute for Civic Life "2018 Texas Civic Health Index")

TEXAS

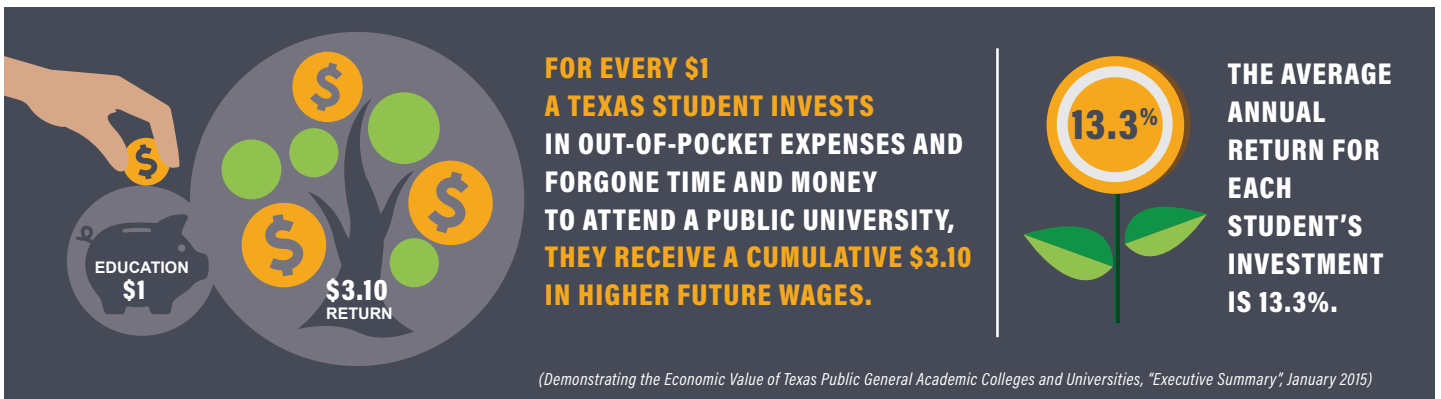
Council of Public University  
Presidents and Chancellors



# A COLLEGE EDUCATION PROVIDES A LIFETIME OF VALUE

## A COLLEGE EDUCATION SIGNIFICANTLY INCREASES LIFETIME PROSPERITY AND ECONOMIC SECURITY FOR TEXANS.

Texans with a college education earn, on average, more each year and over their lifetimes than those with a high school diploma.



### MEDIAN EARNINGS IN THE PAST 12 MONTHS

(in 2016 inflation-adjusted dollars)

Texans with a **high school education** (includes equivalency):

**\$27,534** 💰💰💰

Texans with a **bachelor's degree**:

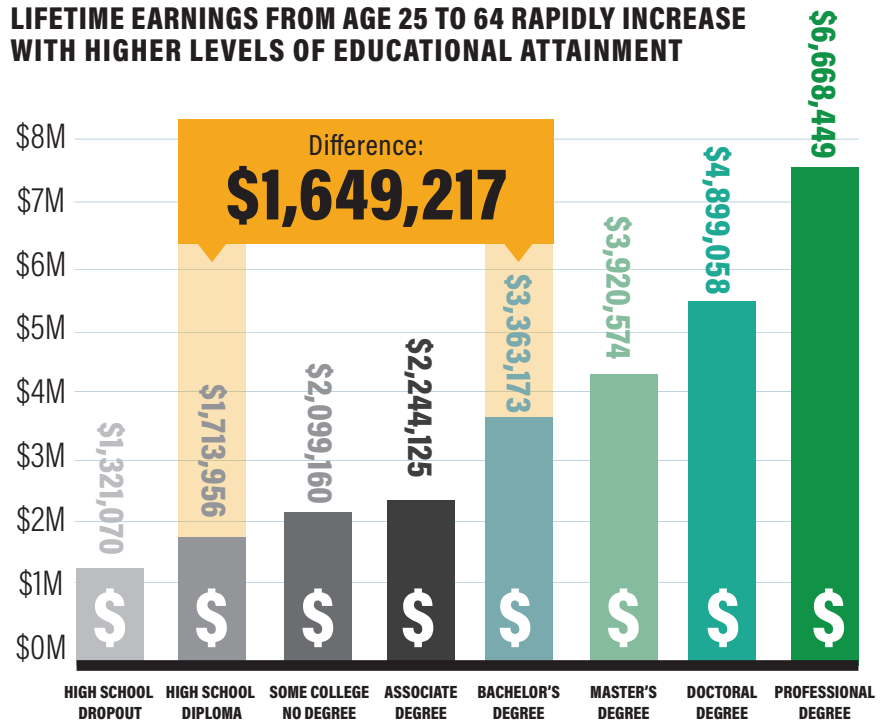
**\$52,134** 💰💰💰💰💰💰

Texans with a **graduate or professional degree**:

**\$68,165** 💰💰💰💰💰💰💰

(2016 [www.factfinder.census.gov](http://www.factfinder.census.gov))

### LIFETIME EARNINGS FROM AGE 25 TO 64 RAPIDLY INCREASE WITH HIGHER LEVELS OF EDUCATIONAL ATTAINMENT



Source: U.S. Census Bureau, American Communities Survey, 2014, 2015, and 2016.  
3-Year average inflation-adjusted earnings summed for ages 25 to 64 by educational attainment for those working more than 32 hours per week and 49 weeks per year.

TEXAS

Council of Public University  
Presidents and Chancellors



# A COLLEGE EDUCATION PROVIDES A LIFETIME OF VALUE

## A COLLEGE EDUCATION LEADS TO HEALTHIER LIFESTYLES FOR TEXANS.



TEXANS WITH A COLLEGE EDUCATION ARE MORE LIKELY TO BE PHYSICALLY HEALTHY. FOR EXAMPLE, TEXANS WITH A COLLEGE EDUCATION ARE LESS LIKELY TO SMOKE, EXPERIENCE A HEART ATTACK OR REPORT MENTAL DISTRESS.

(Texans are reflected below as ranked compared to people in other states.)

### TEXANS WHO SMOKE

TEXANS WITH A  
**COLLEGE  
DEGREE**

**6.7%**

(ranking in the  
nation: **22nd**)

TEXANS WITH A  
**HIGH SCHOOL  
EDUCATION**

**18.6%**

(ranking in the  
nation: **4th**)

(2017 America's Health Rankings Annual Report)

### TEXANS RANKING IN THE NATION FOR HEART ATTACK, HEART DISEASE AND HIGH BLOOD PRESSURE



College grad

High School grad

**HEART ATTACK**

**20**

**2**

**HEART DISEASE**

**15**

**4**

**HIGH BLOOD  
PRESSURE**

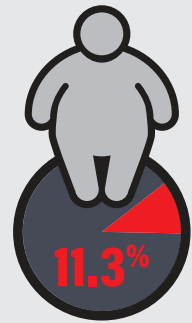
**23**

**15**


(2017 America's Health Rankings Annual Report)

### OBESE CHILDREN IN TEXAS

Children living with an  
adult in the household  
that has a college degree  
or higher:



Children living with an  
adult in the household  
that has a high school  
education or GED:



(www.childhealthdata.org)

### TEXANS WHO REPORT POOR MENTAL HEALTH DAYS/ REPORT FREQUENT MENTAL DISTRESS, RANKING IN THE NATION

Texans with a  
college degree:



Texans with a high  
school education:

**13th**

**POOR MENTAL  
HEALTH DAYS**

**22nd**

**MENTAL DISTRESS**



**7th**

**POOR MENTAL  
HEALTH DAYS**

**8th**

**MENTAL DISTRESS**

(2017 America's Health Rankings Annual Report)

### TEXANS WHO REPORT POOR PHYSICAL HEALTH DAYS, RANKING IN THE NATION



Texans with a  
college degree:



Texans with a high  
school education:

**18th**



**3rd**

(2017 America's Health Rankings Annual Report)

TEXAS

Council of Public University  
Presidents and Chancellors

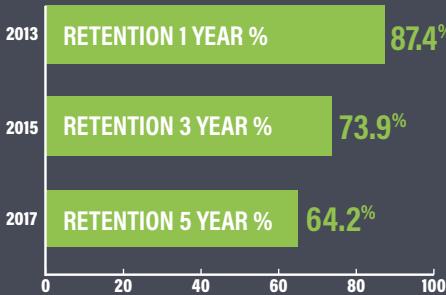


# A COLLEGE EDUCATION PROVIDES A LIFETIME OF VALUE

**TEXANS WITH COLLEGE DEGREES ARE ACTIVELY EMPLOYED AND SUPPORT THE TEXAS ECONOMY.**

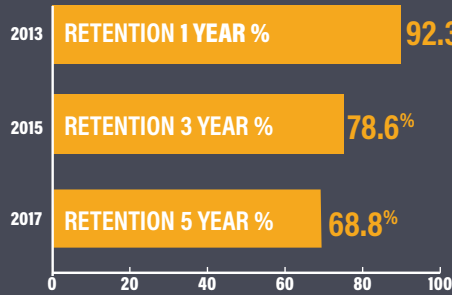
## TEXAS TEACHER RETENTION, 2013 - 2017

2012-2013 FIRST YEAR OF EMPLOYMENT



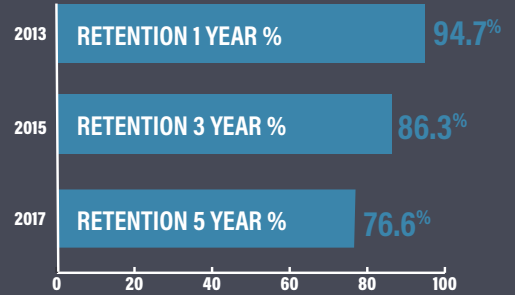
Preparation Route  
Alternative University

2012-2013 FIRST YEAR OF EMPLOYMENT



Preparation Route  
Post-Baccalaureate

2012-2013 FIRST YEAR OF EMPLOYMENT



Preparation Route  
University Undergraduate

(Texas Education Agency, Educator Reports and Data, "Teacher Retention by Route 2013-2017")



## TOP 25 TEXAS OCCUPATIONS ADDING THE MOST JOBS, 2016

### Education Needed for Entry

High School or No Credential

Annual  
Average Openings

169,425

Annual  
Average Wage

\$31,685

Occupations

cooks, food prep, aides,  
retail, cashiers

Bachelor's Degree or Higher

36,215

\$78,875

nurses, teachers,  
accountants, managers

Texas Workforce  
Commission, 2014 -  
2024 Employment  
Projections, All  
Occupations (2016)

## TOP 25 TEXAS FASTEST GROWING OCCUPATIONS, 2016

### Education Needed for Entry

High School or No Credential

Annual  
Average Openings

44,945

Annual Average  
Wage

\$31,310

Occupations

cooks, food prep, aides

Bachelor's Degree or Higher

2,915

\$122,790

nurses, allied health fields

Texas Workforce  
Commission, 2014 -  
2024 Employment  
Projections, All  
Occupations (2016)

T E X A S

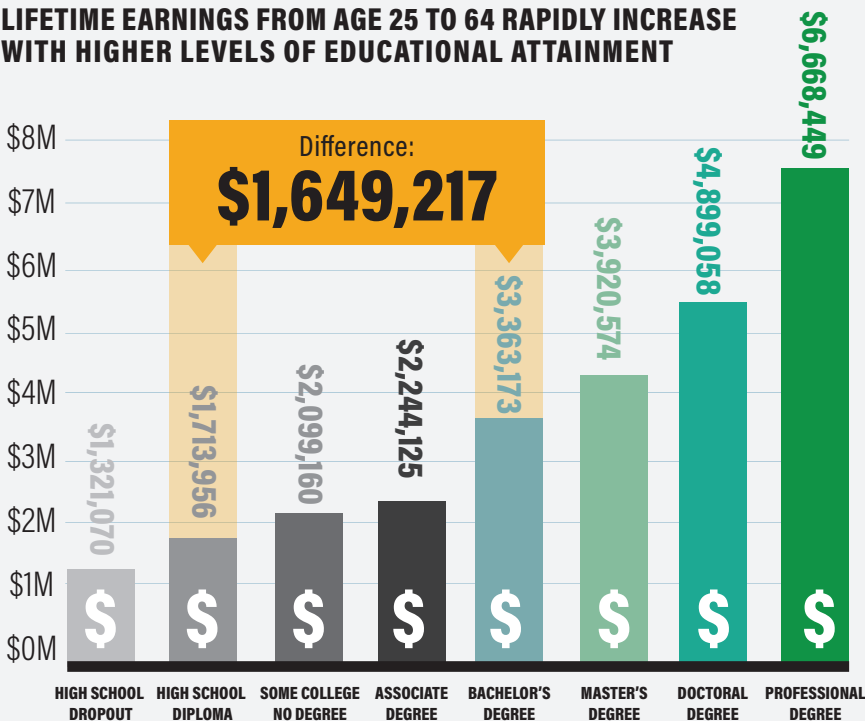
Council of Public University  
Presidents and Chancellors



# A COLLEGE EDUCATION PROVIDES A LIFETIME OF VALUE

**HIGHER EDUCATION IN TEXAS POSITIVELY IMPACTS THE ECONOMY AND WORKFORCE, BENEFITS OUR COMMUNITIES, INCREASES LIFETIME PROSPERITY AND LEADS TO HEALTHIER LIFESTYLES.**

## LIFETIME EARNINGS FROM AGE 25 TO 64 RAPIDLY INCREASE WITH HIGHER LEVELS OF EDUCATIONAL ATTAINMENT



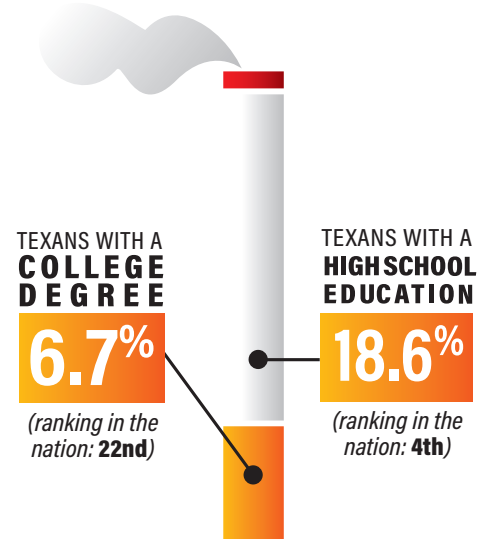
Source: U.S. Census Bureau, American Communities Survey, 2014, 2015, and 2016.  
3-Year average inflation-adjusted earnings summed for ages 25 to 64 by educational attainment for those working more than 32 hours per week and 49 weeks per year.

## TEXAS PARTICIPATION IN GROUP MEMBERSHIP (religious, neighborhood, sports leagues, social/charitable organizations)



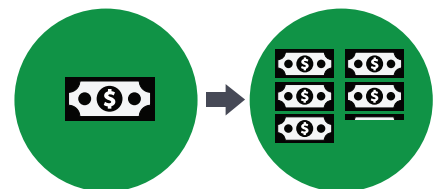
(2016 Annette Strauss Institute for Civic Life "2018 Texas Civic Health Index")

## TEXANS WHO SMOKE



(2017 America's Health Rankings Annual Report)

**FOR EVERY \$1 IN TAXPAYER DOLLARS INVESTED IN PUBLIC UNIVERSITIES, THERE IS A \$5.10 RETURN.**



The average annual return on the taxpayer's investment is

**15.3%**

(Demonstrating the Economic Value of Texas Public General Academic Colleges and Universities, "Executive Summary", January 2015)